

How to separate and dispose of recyclable resources and garbage. Preservation Booklet

There are basic rules for garbage disposal.

Separate it properly.

There are many things in the garbage that can be still used as resources. Let's use limited recyclable resources effectively by separating them properly.



Put it in the designated garbage bag.

Garbage that are not in the Toyota City's designated garbage bags will not be collected. Make sure to use designated garbage bag (ref P.1).

※ Designated garbage bags are sold at Cleaning Service Division (within the site of Togari Cleaning Center), supermarkets within Toyota City, pharmacy (drug stores), convenience stores, etc.



By 8:30 a.m. on the designated date

Garbage are collected from 8:30 a.m. to about 4 p.m. on collection days. Regardless of the collection time, please make sure to take out your trashes by 8:30 a.m. on the collection day.

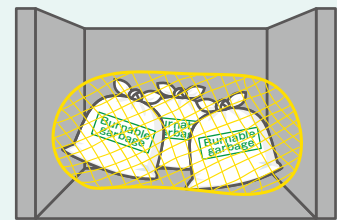
Please follow the instructions from your apartment manager or Neighborhood Association regarding the garbage disposal days and limit hours.



To the designated place

Separate garbage and recyclable resource stations are managed by the Neighborhood Association or management company.

Each region may have their own garbage disposal rules, please be sure to follow those rules.



- ※ There are garbage collection on Mon. to Fri. available on holidays as well. (Exclude Year-End New Year Holidays)
- ※ You can check garbage collection days of Year-End New Year Holidays schedule on Toyota City Hall official website or on [さんあ〜る: SAN A-RU] App. Scan QR code to install app.

※ Garbage from business premises/offices cannot be disposed at city garbage collection stations.

How to separate and dispose garbage. (Place to take out the garbage.)

Location: separate garbage station **How to dispose:** Put in a designated garbage bag

Burnable garbage Designated garbage bag

燃やすごみ

Twice a week
 day of week

Landfill garbage Designated garbage bag

埋めるごみ

Once a month
 Every th
 Wednesday
 of the month

Garbage collection is conducted by each Neighborhood Association. Check on pages 19 to 22 the garbage collection days according to the Neighborhood Association.

Metal garbage Designated garbage bag

金属ごみ

Once a month
 Every th
 Wednesday
 of the month

Plastic containers & packaging Designated garbage bag

プラスチック製容器包装

Once a week
 day of week



What to collect at the recyclable resource station

Location: recyclable resource station or recycle station
 Every month th & th XXXday Reference P.13

How to dispose: put garbage in the box directly ※There are no designated garbage bag for this.

Glass products (beverage bottles/cosmetic bottles), beverage cans, pet bottles, Hazardous waste (fluorescent lamps, battery, mobile battery, non-removable rechargeable batteries, small size rechargeable appliances (less than 30cm on one side etc.) Dangerous waste (lighter, spray can, etc.)



Collected items at recycle station

It is permanent recyclable waste collection site (only closed on Year-End New Year holidays). No designated garbage bag. Put garbage in to the box directly.

Collected items at recyclable resource station (reference in the above), recycled papers (newspaper, magazines, miscellaneous recyclable paper, cardboard, carton packs such as milk or juice cartons), old cloths (used clothes, etc.), and plastic containers & packaging.


Details reference P.13



Bulky garbage collection or items to be carrying in directly to the disposal site.

Garbage that does not fit in the designated garbage bag.

- ① Request to collect items in front of your house→ref. P11
- ② Items to be carried in directly to the disposal site




How to take out composite products

When separating composite products made of different materials, please sort out with a larger proportion. **Regarding composition of metal and plastic products put out on Metal garbage day.**

Example of composite products

Pan lid




Glass proportion is larger than plastic or metal, so take it out on **Landfill garbage day**.

Mirror



Glass proportion is larger than plastic part, so take it out on **Landfill garbage day**.

Electric blanket



Cloth proportion is larger than electric cable, so take it out on **Burnable garbage day**.

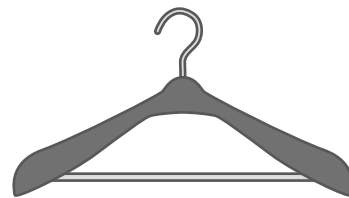
※Dispose the cut electrical cords as **Metal Garbage**.

Wooden and metal hanger



Wooden proportion is larger than metal part, so take it out on **Burnable garbage day**.

Plastic and metal hanger



Metal and plastic combination, so take it out on **Metal garbage day**.

Toyota City Recyclable Resources and Garbage Separation App [さんあ〜る: SAN A-RU]

You may use research function of how to separate the garbage or set up notification function for recyclable resource and garbage collection schedule days calendar service is available with this Recyclable Resource and Garbage Separation Free App [さんあ〜る: SAN A-RU]. Please use it.



- ①Scan the above 2D code to install this App.
- ②After you select [愛知県:Aichiken]→
[豊田市:Toyotashi]→[町名:select your district name]
→[自治区:select your Neighborhood Association Name] on district setup screen.

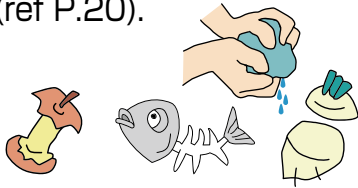


Burnable garbage

Designated garbage bag: **written in green letters**
Collection location: **separate garbage station**


Food scraps, etc.

Drain off water well and dispose just food scraps (ref P.20).



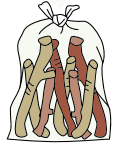
Paper diaper

- Flush the waste material down to the toilet first before disposal it.
- Same for the used artificial anus (stoma) first flush the waste material down to the toilet before disposal it.



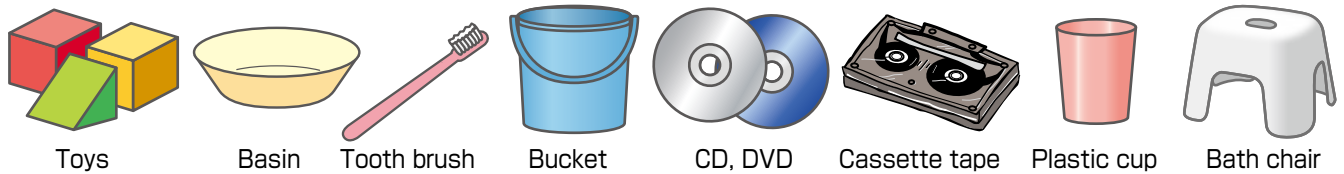
Pruned branches, grass clippings

- Take out garbage with Burnable garbage bag.
- Pruned branches that don't fit in the bag and when the large amounts are generated. → You may take it directly to Toyota City Composting Facility **Midori-no Recycle Center** (ref P.12).



Plastic products

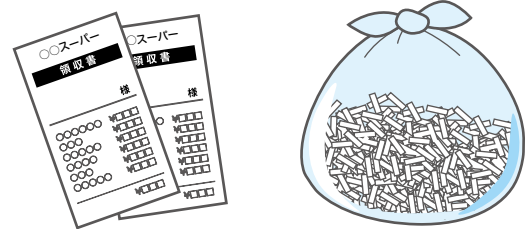
Products made out of only plastic without plastic mark [プラマーク]. The one which has plastic mark [プラマーク] (ref P.6).



Paper and cloth products that cannot be recycled

Tissue paper, kitchen paper, coated paper cup, receipts which used of special paper, shredded paper which is smaller size than name business card.

Check page 13 about recyclable papers.



Rubber products

Rubber products such as tire of bicycle (only rubber parts), sneaker, long boots, gloves, hose, and ball.



Leather & cloth products

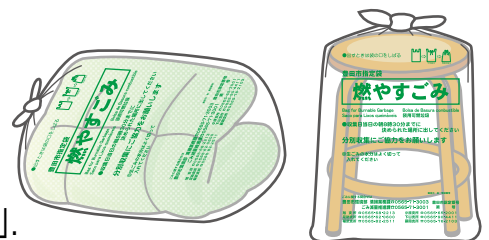
- Bag and belt, etc.
 - Cloth products that cannot be recycled such as stuffed toy
- Check page 13 about reusable clothes.



Wooden furniture & bedding products

You may take it out on Burnable garbage day for wooden furniture or futon bedding products, if it fits in the designated burnable garbage bag.

- The products which does not fit in the bag, take it out on **「Bulky garbage」**.
- Spring mattress take it out on **「Metal garbage day」**.
- Reclining function chair take it out on **「Metal garbage day」**.



Togari Cleaning Center uses heat from incineration to generate enough electricity to power 10,000 homes for a year. After incineration, the ashes are used as raw materials for asphalt.

Amount of garbage generated from households (as of 2020)

76,567t

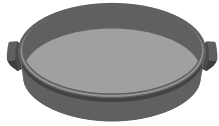
Metal garbage

Designated garbage bag: **written in blue letters**
Collection location: **separate garbage station**

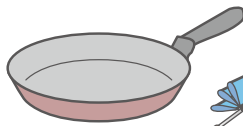
Metal products

Pot, pans, aluminum foil, wire

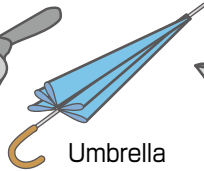
※If the tip is not sharp. Otherwise, wrap it in paper or old cloth before disposing it.



Pot (metallic)



Pans




Umbrella



Kettle



Carbonic gas cartridges



Wrapped scissors



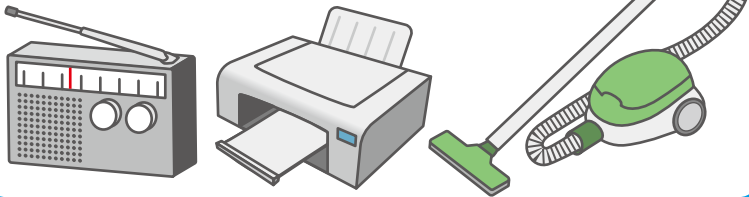
Wrapped kitchen knife

Electrical appliances (except 4 home electrical appliances and PC)

Radio, printer, fixed landline phone, electric bidet toilet seat, vacuum cleaner, pot (if made out of glass dispose on **Landfill garbage** day).

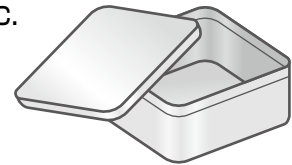
※The products which does not fit in the bag, take it out on **「Bulky garbage」**

※How to dispose 4 home electric appliances and PC (ref P.9 or P.10).



Other than beverage cans

Canning, canned of sweets, canned pet foods, etc.



Small size electric appliances

Hair dryer, camera, telephone etc.

Remove the batteries.

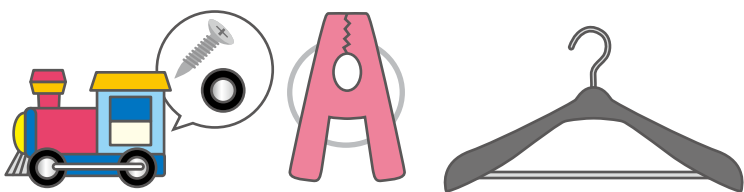
※Discard batteries as Hazardous Garbage.

※Dispose as **Hazardous Garbage** the appliances whose batteries cannot be removed and small size rechargeable appliance (less than 30cm on one side).



Composite products of plastic and metal

Plastic products composed with even small metal part with it you need to take it out on **Metal garbage** day (even if screw or metal fitting is included to the product).



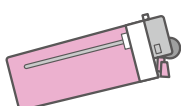
Other

Electric thermometer, electronic blood pressure monitor, LED light bulb



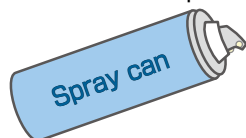
Attention!

Below items must be separated carefully because when mistakenly placed on Metal garbage day, it may cause fire disaster or explosion while disposing it.




Lighter

Make sure to use up all the content and must be discarded on **Dangerous waste** day.



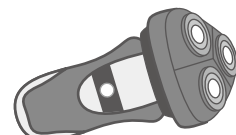
Spray can

Even if there is a hole in it take out on **Dangerous waste** day.



Mobile battery

It is battery, so take it out on **Hazardous waste** day.



Rechargeable electric appliances

Dispose as **Hazardous Garbage** the appliances whose batteries cannot be removed and small size rechargeable appliance (less than 30cm on one side).

Crushing to extract the metal and recycle to use it again.
Extracting the rare metals from small home appliances and recycle to use it again.

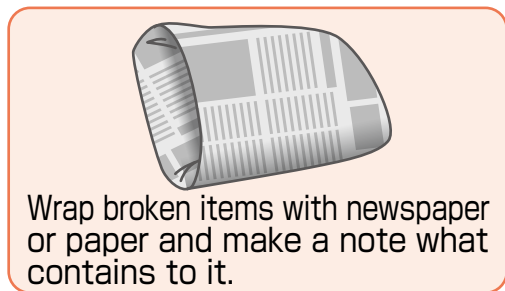
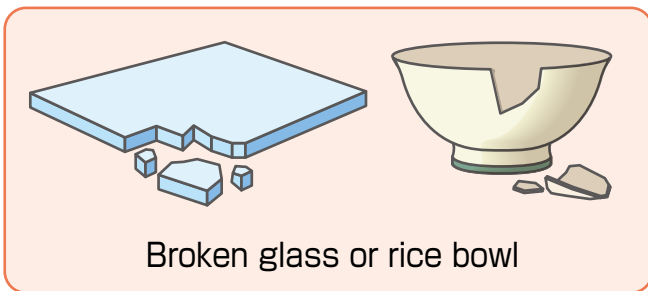
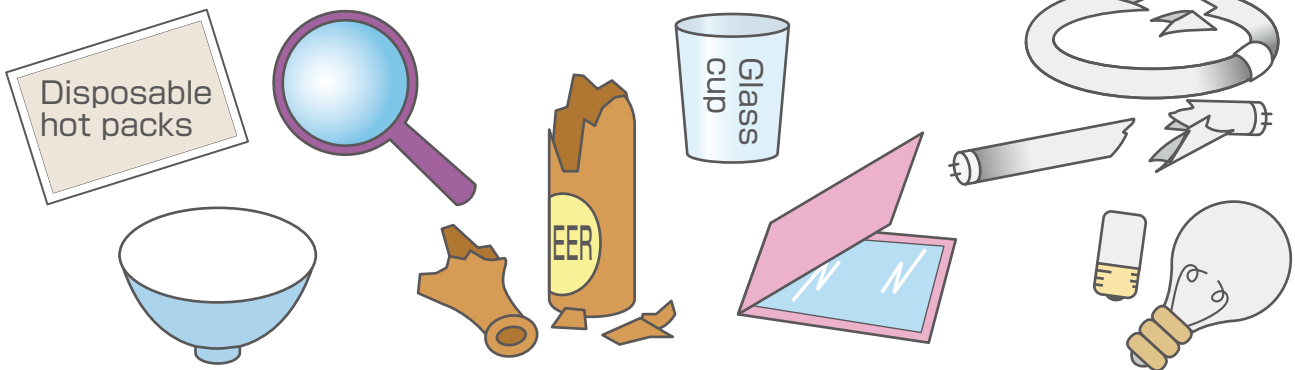
Amount of garbage generated from households (as of 2020)
2,642t

Landfill garbage

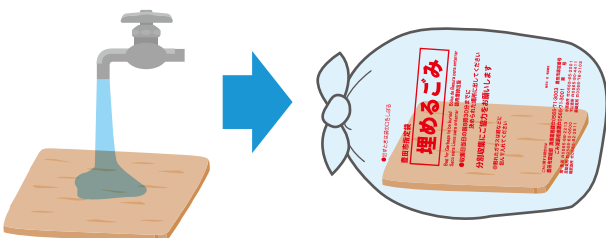
Designated garbage bag: **written in red letters**
Collection location: **separate garbage station**

Glass, ceramic goods of tableware, broken fluorescent light tubes, broken glass bottles, etc.

※Make sure to covered up sharp end products or dangerous items by newspaper, old cloth, or duct tape before dispose as garbage in hazard-free manner.



Diatomaceous earth products



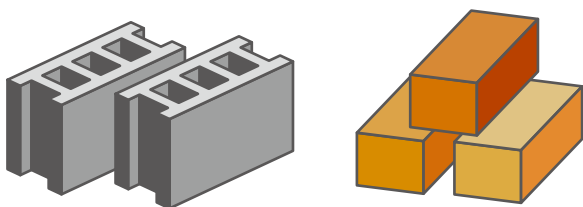
Wet in water to prevent dust scattering.
Dispose it individually to avoid mixing with other types of Landfill Garbage.

FRP (fiber-reinforced plastic) products




※Bicycle helmet (ABS product) can be discarded on Burnable garbage day.

Brick&concrete block



To take out large amount of garbage divided into several times or you may take it directly to Green Clean Fuji no Oka Processing Plant to dispose it.

Soil and stones, etc. [prohibited]



Soil and natural stones, etc. are not garbage, so the city will not process or collect to dispose it.

Landfill disposal procedures are made at Green Clean Fuji no Oka Processing Plant to dispose it.

Amount of garbage generated from households (as of 2020)
1,562t

Plastic containers & packaging

Designated garbage bag: written in black letters Collection location: separate garbage stations or recycle stations

What is plastic containers & packaging?

Egg plastic pack, cleaned cup noodle container, food tray, disposable plastic shopping bag, plastic containers, plastic wrapper or packaging, and plastic containers that are no longer needed after goods are consumed or separated.

If it is hard to sort it check Plastic Mark when there is no mark you may discard it on **Burnable garbage day**.

- Check Plastic Mark if you cannot sort it.
 - Wash well with water and dry it out. (If the stain doesn't come off dispose it on **Burnable garbage day**.)
 - Plastic products are not subjected.
- Take it out on Burnable garbage day. (The product that contains Metal dispose it on **Metal garbage day**.)



Check the mark first.



Wash it well and take off the stain.



Don't separate to the small bags and directly put into designated garbage bag.

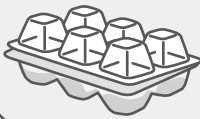
- You may take garbage out with price sticker on it.



Empty lunch box container



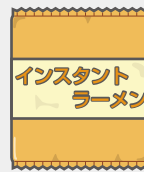
Styrene foam



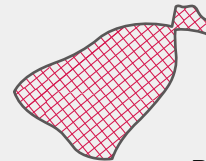
Egg plastic pack



Caps



Noodle plastic package



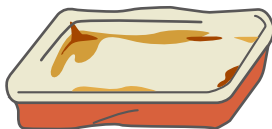
Net of fruits, etc.



Disposable plastic shopping bag

Even if it has a Plastic Mark on, following items must be **separated in different day**.

- Items that the stain doesn't come off dispose on **Burnable garbage day**.
Example of dispose on **Burnable garbage day**




Empty lunch box container (with stained)



Container of fermented soybeans Natto (with stained)

- The product that has beware description label of fire and high temperature **火気と高温に注意** take it out on **Dangerous waste day**.



Caution against fire and high temperature **火気と高温に注意**

Plastic Mark

[Attention]

- Rechargeable batteries and appliances may cause fire in garbage collection trucks and processing facilities! Please make sure to correctly sort them!
- Dispose as **Hazardous Garbage** the appliances whose batteries cannot be removed and small size rechargeable appliance (less than 30cm on one side).



Collected plastic is recycled into pallets, wheel chocks and manholes.

Amount of garbage generated from households (as of 2020)

1,918t

Items to be collected on recyclable resource days or at recycling stations.

Glass products, beverage cans, pet bottles, Hazardous waste
Dangerous waste

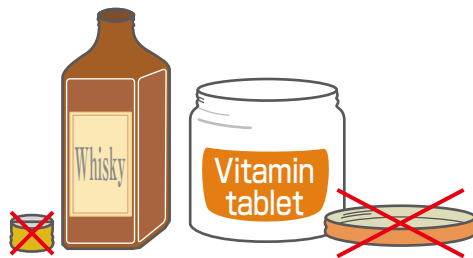
Glass bottles (for food and drink or cosmetic bottles)

1 sho bottle (1.8L), beer bottle, for food and beverages (e.g. seaweed, juice, edible oil, jam, alcohol, medicines bottles, etc.), and cosmetic bottles.


- Take off caps (metal caps dispose on **Metal garbage** day, plastic caps dispose on **Plastic garbage** day.)
- Rinse the inside of items before dispose it (bottle of edible oil little remain is okay).
- Broken glass bottle dispose on **Landfill garbage** day.
- Label or a metal cap that doesn't come off dispose it as is.
- Items sold only by bin bottle dispose it on **Landfill garbage** day.
- The milky white color cosmetic bottle cannot be recycled, so please take it out on **Landfill garbage** day.



Rinse it lightly.



Take off the cap



Broken bottle and milky white color cosmetic bottle dispose on **Landfill garbage** day.

Glass bottle is recycled as construction and civil engineering materials.

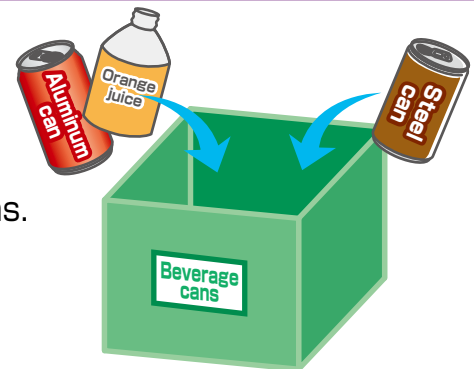
Amount of garbage generated from households (as of 2020)

2.245t

Beverage cans

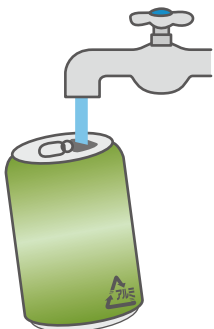
Juice or beer of aluminum cans and steel cans, etc.

- After collected aluminum cans and steel cans will be classified by the machine, so no need to separate cans.
- If the can is crushed dispose on **Metal garbage** day.
- Lid of beverage cans, used canning, and used canned pet foods are dispose on **Metal garbage** day.



No need to classified it.

Take out on Metal garbage day



Rinse it lightly.




Dispose cans without crushing it.



Lid of beverage cans



Canning and canned pet foods



Crushed cans

Recycling to beverage cans, building materials, and metal products.

Amount of garbage generated from households (as of 2020)

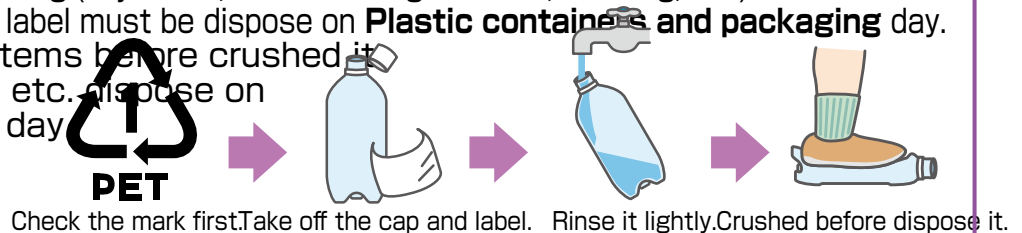
506t

**There are no designated garbage bag.
Directly put it into exclusive basket or collection bag.**

Pet bottle

For beverage, alcohol, seasoning (soy sauce, sweet cooking rice wine, dressing, etc.) with Pet Mark.

- Plastic bottle caps and label must be dispose on **Plastic containers and packaging** day.
- Rinse the inside of items before crushed it.
- Items cut for crafts, etc. dispose on **Burnable garbage** day.



Plastic PET bottles are closed-loop recycled (horizontal recycle system is in operation).

Amount of garbage generated from households (as of 2020)
1,045t

Hazardous waste

Fluorescent lamps (not broken ones), rechargeable battery, battery, button type battery (including mercury free used type), clinical thermometer (mercury type), and mobile battery, Rechargeable appliances.

- Dispose fluorescent lamps or clinical thermometer without breaking them. (Broken items dispose it on **Landfill garbage** day.)
- For clinical thermometer item put in the case or sealed it before dispose.
- LED fluorescent lamps, LED electric light bulb, electronic thermometer dispose it on **Metal garbage** day.
- Electric light bulb and broken fluorescent lamps dispose it on **Landfill garbage** day.
- Small size rechargeable appliance (less than 30cm on one side) whose batteries cannot be removed.
- Appliances whose batteries were removed.



Dangerous waste

Gas lighter, Spray cans, Cassette cylinder

- The product that has Caution description label of fire and high temperature 「火気と高温に注意」 must take it out on **Dangerous waste** day.
- Use up the contents before dispose it.
- No need to open a hole. (Dispose the punched spray cans as **dangerous waste** as well.)
- Carbon dioxide cartridge dispose on **Metal garbage** day.



[Attention]

Please be sure to separate garbage items correctly and properly because when mistakenly placed, it may cause of disposal facility fire disaster or machine will break down while disposing it.

Dispose as gas lighters



Remove mercury and other harmful substances and dispose it as Metal Garbage or as recyclable resource (glass).

Amount of garbage generated from households (as of 2020)
137t





Garbage is crushed and the selected metals are recycled.

Amount of garbage generated from households (as of 2020)
136t

Items that are not collected or managed by the City

Recycling 4 kinds of electrical appliances

Recovery retailer, manufacturer, etc. based on the Home Appliance Recycling Law, has a recycling

<p>Applicable items</p>	<p>air conditioners</p> 	<p>TVs (CRT, LCD, plasma, organic EL)</p> 	<p>refrigerators freezers</p> 	<p>washing machines clothes dryers</p> 
--------------------------------	---	---	---	--

● Please choose the following method 1 or 2 for recycling the items.

1 Request home appliance retailer or electronics retail store for picking up.

Please consult home appliance retailer or electronics retail store to check the price etc. and request for picking up. Some retailers or stores visit individual house for pickup. Price includes recycle fee (※1).

① **Discarding an electric appliance due to its replacing:**

Request the store where you will purchase the new appliance to forward the old appliance for recycling. The store must accept the old appliance recycling.

② **To discard an electric appliance:**

- Request the store where you purchases the appliance to forward it for recycling. The store where you purchased it must accept the old appliance recycling.
- If the store where you purchased the appliance has closed, you may ask in other electric retailers if 4 electric appliances' recycling is available. Please check Toyota City Hall for further details.

2 Bring items directly to designated place.

(Attach the recycle tag(※2) on each item in advance.) Please check opening hours at each company.

[Neighbor designated places]

Sagawa Express	Toyota business office	22 Ooshita, Kamioka-cho, Toyota-city	☎0570-01-0579
Toei Corporation	Okazaki business office	16-1 Aza-tateishi Ohira-cho Okazaki-city	☎0564-65-5181
Nittsu Mikawa Unyu	Okazaki business office	107 Nishiueno, Ohira-cho, Okazaki-shi	☎0564-73-7755
Seino Transportation	Nagoya east branch	1-12 Minowa, Asada-cho, Nisshin city	☎052-807-0924

For designated places other than listed above, please visit the website of electrical appliance recycling tag center. As of end of December 2023

(※1) **Recycle fee** ... Fee varies depending on manufacturer and size. For details, please visit the website of electrical appliance recycling tag center.

(※2) **Recycle tag** ... The recycle tag (sticker) is issued by paying a recycle fee at a post office.

Electrical appliance recycling tag center Toll-free: 0120-319640 <https://www.rkc.aeha.or.jp>

Be aware

Harmful substances are included to some of products in 4 items of home electrical appliances. Please don't take apart and follow above instructions in order to disposal garbages appropriately. Do not use unauthorized garbage collectors. Usually, these self-called recyclers pick up used appliances at home or receive them at vacant lots.

Disposal of fire extinguishers

Fire extinguisher makers, etc. collect and recycle them in safety.



As of end of December 2023

● Handle fire extinguishers in any of the following methods.

1 Ask the designated contact point. Call any of the following designated contact points.

Ask the charge, etc. on the phone or by any other means and determine if you bring the fire extinguishers to the designated collection place or ask for home pick-up. You need to pay the charge for recycle stickers and transportation/storage (the amount differs depending on the designated contact point).

Contact points in Toyota

Toyota Bosai	1-69-26, Aoki-cho	☎ 45-8119
Miyake Shoten	1249, Tsujido, Fujioka lino-cho	☎ 76-2226
Mentech	2-70, Wakamiya-cho	☎ 33-0112
TB Techno Green	8-54, Obayashi-cho	☎ 29-1381
Toyota Smile Life (Smile Facility Center)	103-2, Tsubana, Takara-machi	☎ 41-8926
Sendai Meiban (Toyota branch)	4-8-3, Miyama-cho	☎ 63-5135
※ Toyota Dry Chemical	13-8, Kozaka-cho Nishikawa bldg.	☎ 34-2817
※ Naigai Guard	23-18, Takasaki-cho Kakenoue	☎ 32-1181
※ Daiichi Bosai	64, Sumiyoshi-cho Maeyashiki	☎ 52-2562

※ Also available for purchase of "recycling sticker" only

2. Bring the products directly to the designated places.

To discard fire extinguishers, find a Recycle Store at <https://www.ferpc.jp/>



3 Use the collection service named Yu-Pack (domestic transportation service).

When you want to use the Yu-Pack collection service, call the call center (0120-822-306). Applicable fire extinguishers are those with 3 kg or less of extinguishing agent or a capacity of 3 L or less. Yu-Pack <https://www.ferecycle.jp>

There are no designated collection places in Toyota City. Contact the fire extinguisher recycling promotion center for details.

☎ 03-5829-6773 <https://www.ferpc.jp/accept/>

● The fire extinguishers manufactured in 2010 onwards have a (i.e. the fire extinguisher price includes the recycling charge).

"recycle sticker" attached

Recycling Personal Computers

The manufacturers, etc. collect and recycle home-use PCs.




PC recycling mark

Applicable items

Desktop PCs



Displays (CRT-based, LCD)



Laptop PCs



1 Asking for a home collection of small home appliances (Freigh for the first box is free.)



① Place an order for collection to the website of RenetJapan Inc.
 ※ In case you can not access Internet, application form is available at Recycling Society Promotion Division. Fill it up and order a collect to RenetJapan Inc. by fax.
 ※ Additional fees may be charged.

② Orders may be paid by credit card or in cash at collection time. No Recycle Coupon needed.
 ※ If you have requested by fax, fees may be paid by cash at collection time.

③ Please pack the material in a cardboard box. A parcel delivery staff will pick up the box as booked.

Applicable items

- RenetJapan Inc. collects up to 400 types of smallhome appliances including printers, scanners, drivers and peripheral accessories etc.
- Data in the computer may be erased by using thefree application.
- The freight of the first volume is free.
- For further information, please check RenetJapanInc. website.


RenetJapan Search

☎ 0570-085-800



2 Dispose of PCs in the following methods.

① Call front desk of a computer manufacturer and request to collect your PC. Contact PC 3R promotion center for home-built PC or when the manufacturer no longer exists.
 TEL 03-5282-7685 <https://www.pc3r.jp/>

② You will receive a document for collection and recycling from the manufacturer. PCs sold before September 2003 will be charged for recycling.
 No recycle charge is required for PCs with "PC recycle" mark attached.

③ Pack the PC you want to dispose in a box. Make request to post office (except temporary post office) to pick up or bring it on your own with the document.

● Accessories such as a keyboard, mouse, cable or connector can be accepted if it brought together with PC. In the case of disposing single accessory, dispose it as metal scrap.

● Peripheral equipment, such as a printer and scanner, and word processor cannot be accepted. Please dispose it as metal scrap.

● Don't disassemble personal computers. In case of replacing PC parts, discard the old part as Metal garbage.

How to dispose of home medical waste



Items that cannot be collected

(Please consult your family doctor or primary care physician and pharmacist, etc.)

- Syringe · syringe needle
- Not emptied ointment jar · antiseptic solution bottle · tube feeding bottle, etc.
- ※ Do not dispose at Garbage Collection Points. There is a risk of injury or infection.

Metal garbage

(Please, always use the designated bags to throw out trash.)

Empty can (rinse it before disposing of as metal garbage)


Burnable garbage

(Please, always use the designated bags to throw out trash.)

- ① Diaper (dump human waste into toilet and seal the dirty diaper tightly in a plastic bag to keep it separate from regular trash)
- ② Cotton swab·gauze·disposable medical latex gloves (seal them tightly in a plastic bag to keep them separate from regular trash)
- ③ Urine collection bag · stoma bag · Racol (enteral nutrition formula) bag, suction tube (empty the contents into the toilet and seal the bag tightly so it doesn't leak)
- ④ Plastic ointment jar · antiseptic solution bottle · tube feeding bottle (empty the contents and seal it tightly in a plastic bag to keep separate from regular trash)

Ask the shop, etc. for handling.

- Tires
- batteries
- Pesticides
- Stones · Soil · Sand
- gas bombs
- Waste machine oil
- Fire Extinguisher
- Agricultural machinery
- automobiles · motorcycles · Moped
- Recycling 4 kinds
- PC
- pianos
- Made of FRP boats etc.



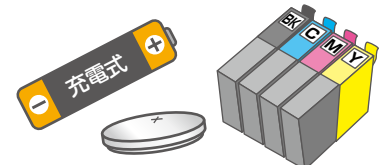
Please cooperate with store collection

Compact rechargeable battery or button battery, ink cartridge, actively carried out to collect waste materials at electronic retail stores. To recycle efficiently, let's use more recycle system over the counter collection at electronic retail store's!

About compact rechargeable battery collection ... [Japan Portable Rechargeable Battery Recycling Center](#)

About button battery collection ... [Battery Association of Japan](#)

About ink cartridge collection ... [Ink Cartridge Recycling Project](#)



How to disposal of bulky garbage

Large items that cannot fit designated garbage bags are considered Bulky Garbage. Bulky garbage collection service picks it in front of you home (1st floor, if apartment building)

1 Please make a collection request by phone, no later than three days (excluding Saturday and Sunday) prior to the desired collection date.

(However, in the Asahi, Asuke, Inabu Obara, Shimoyama and Fujioka areas, you should make a phone call to the information center no later than one week prior to the desired collection date.)

(We may not be able to collect your bulky garbage on your requested day depending on the number of requests.)

(Request for collection time is not accepted. Bulky garbage left after you moved is not collected.)



2 Inform your address, name, telephone, desired day for collection, item to be collected, quantity and size (width, depth and height).

Collection date, disposal charge, receipt number, etc. will be decided.


Changes and cancellations of bulky household items, after you have booked a collection, need to be made by 5:00 pm the day before the collection day.



3 Please purchase bulky garbage disposal stickers in advance. Attach them to your garbage and place your garbage in front of your house by 8:30am on the date of collection.

It is not necessary to stand by at the collection.

- detached houses
→ put beside the front entrance or the gate
- apartment houses (except for the first floor)
→ bring down to the first floor
- houses built at the bottom of the narrow alley
→ put at the settled place



● Since only the 300yen stickers are available purchase the necessary number of stickers according to the collection fee.

● Put your name or tag number on the sticker.



Stickers can be purchased at the Toyota City Hall (Citizens Division), municipal branch offices and district offices. It is also possible to purchase them at convenience stores, supermarkets, stores in shopping centers, etc.

● Stickers (Bulky garbage disposal service tags) are not refundable. Please check carefully the number of stickers required at the time of reservation.

Bulky Garbage Collection Schedule for Respective Areas

※Collection will be based on the following schedule every month. Please select the date you would like to have your garbage collected from this schedule.

Areas	Days of Garbage Collection			Tel No. for application	Working Hours
Koromo area	Every Monday, 1st, 3rd and 5th Thursdays			Bulky garbage service center 25-5353	From Monday to Friday (Except for year-end through New Year Holidays) 9:00 am to 5 pm ※Please make a collection request by phone, no later than three days (excluding Saturday and Sunday) prior to the desired collection date.
Kamigo&Takaoka area	1st to 4th Tuesdays, 2nd and 4th Thursdays				
Sanage area (Homi&ishino areas, including)	1st to 4th Wednesdays				
Takahashi&Matsudaira area	1st to 4th Fridays				
Asahi area	1st Wed.	3rd Wed.		68-2211 (Asahi Branch Office)	From Monday to Friday (Except for year-end through New Year Holidays and national holidays) 9:00 am to 5 pm ※Please make a collection request by phone, no later than one week prior to the desired collection date.
Asuke area	1st Wed.	2nd Wed.	4th Wed.	62-0600 (Asuke Branch Office)	
Inabu area	1st Wed.	3rd Wed.		82-2511 (Inabu Branch Office)	
Obara area	2nd Wed.	4th Wed.		65-2001 (Obara Branch Office)	
Shimoyama area	1st Wed.	3rd Wed.		90-4411 (Shimoyama Branch Office)	
Fujioka area	1st to 4th Wednesdays			76-2103 (Fujioka Branch Office)	

※After making the reservation, you may include other items by 5:00PM the third business day of the scheduled collection date. Cancellations may be done by 5:00PM the previous business day of the scheduled collection date. (Asahi, Asuke, Fujioka, Inabu, Obara and Shimoyama Areas: changes may be done by 5:00 PM the previous Friday of the scheduled collection date.)

Haul your own household waste directly to a waste processing facility

Garbage disposal is accepted from Monday to Friday, including National Holidays. (excluding the New Year's holidays)

You can bring bulky garbage, garbage associated with a move, temporarily massive garbage, and large amounts of clippings and pruned branches. Sort and bring the garbage to each disposal plant.



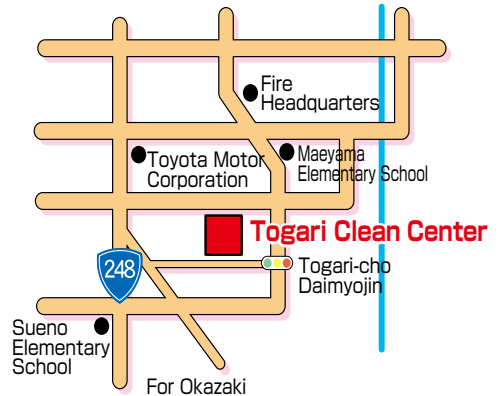
Burnable Garbage

Togari Clean Center

〒470-1202 39-3 Daimyojin Togari-cho
TEL 28-2000

Mon. 7:30 a.m. to 4:00 p.m.
Tue. to Fri. 8:30 a.m. to 4:00 p.m.

Disposal charge : 200 yen per 10 kg
Carry-in limit : Up to 2 m in length and 30 cm in thickness ※1



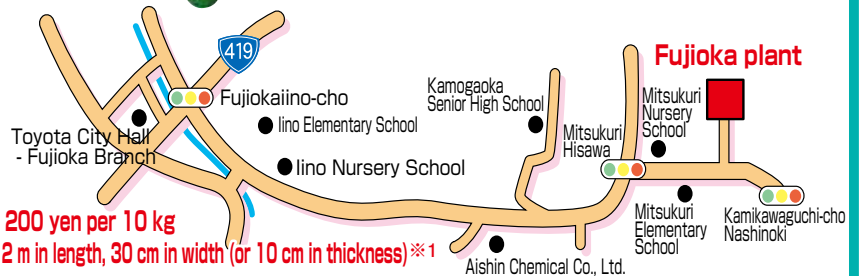
Burnable Garbage

Fujioka plant

〒470-0422 516-4 Okuyama Shimokawaguchi-cho
TEL 76-2027

Open hours Mon. to Fri. 8:30 a.m. to 4:00 p.m.
Sat. 8:30 a.m. to 12:00 p.m.

Disposal charge: 200 yen per 10 kg
Carry-in limit: Up to 2 m in length, 30 cm in width (or 10 cm in thickness) ※1



Put pruned branches/clippings

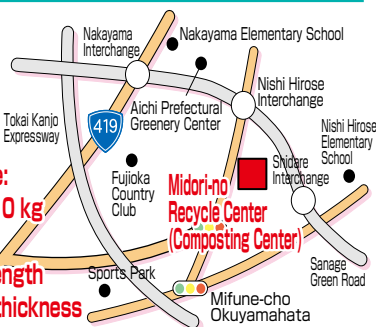
Midori-no Recycle Center (Composting Center)

〒470-0308 197 shimosasazawa shidare-cho
TEL 43-2080

Open hours Mon. to Fri. 9:30 a.m. to 5:00 p.m.
Sat. 8:30 a.m. to 12:00 p.m.

Disposal charge:
200 yen per 10 kg

Carry-in limit:
Up to 2 m in length
and 30 cm in thickness



Metal garbage/Landfill garbage

Green Clean Fujinooka

〒470-0451
1161-89 Okawagahara Fujioka lino-cho
TEL 75-2101

Open hours Mon. to Fri. 8:30 a.m. to 4:00 p.m.

- Please ask in advance if you intend to bring a large volume of garbage.
- Commercial or industrial garbage is not accepted.
- Bring the garbage after sorting since disposal methods are different between metallic garbage and landfill garbage.

Disposal charge: 200 yen per 10 kg
Carry-in limit: Up to 2 m in length and 30 cm in thickness ※1



※1 In the shape of a pillar

◎ Small trucks (automatic transmission) for carry-in are rented.

¥3,000/each time (from 8:30 AM to 4:30 PM, except Saturdays and Sundays)

Recycle station

●Put the garbage directly in the designated baskets or collection bags (remove cords, etc.). ●The recycle stations do not accept any garbage generated through commercial activities.

Collection items

Waste papers (newspapers, magazines, corrugated cardboard, and cartons), waste cloths (old clothes, etc.), beverage bottles, PET bottles, glass bottles, plastic containers & packaging, plastic food trays, hazardous waste, and dangerous waste (Some stations (*below) collect frying oil), Used cooking oil

Locations of stations	Collection items									Collection days/hours (Closed on New Year Holidays Hiroji-cho 12/30~1/3 Others 12/31~1/3)
	Waste papers	Waste cloths	Beverage bottles	PET bottles	Glass bottles	Plastic containers & packaging	Hazardous waste	Used cooking oil	Dangerous waste	
1 (Higashihomi-cho) Underneath the elevated railway track, east of Aikan-homi Station	○	○	○	○	○	○	○	○	○	7 days a week 10:00 a.m. to 6:00 p.m.
2 (Takamachi) North-east of Toyota City Sports Park Athletics Track Field ※1	○	○	○	○	○	○	○	○	○	
3 (Kaizu-cho) Josui Kita Elementary School Northwest	○	○	○	○	○	○	○	○	○	
4 (Shigo-cho) South side of Shigo Station, Aichi Loop Railway (facility with area for environment promotion)★	○	○	○	○	○	○	○	○	○	
5 (Horai-cho) Parking area of Higashiyama Sports Center	○	○	○	○	×	×	○	○	○	
6 (Hiroji-cho) Aeon Style Toyota Westside parking lot ※1	○	○	○	○	○	○	○	○	○	
7 (Maeda-cho) East parking area of Feel Food Messe Toyota	○	○	○	○	○	※2	○	○	○	
8 (Tsuchinashi-cho) West parking lot of MEGA Don Quijote UNY Toyotomomachi ※1	○	○	○	○	○	○	○	○	○	
9 (Miyuki Honmachi) Meglia Consumer's Cooperative Main Store, East side ※1	○	○	○	○	○	○	○	○	○	
10 (Iwakura-cho) Iwakura Elementary School, South side	○	○	○	○	○	○	○	○	○	
11 (Obayashi) North of Suenohara junior high school ※1	○	○	○	○	○	○	○	○	○	
12 (Togari-cho) Underneath the Isewangan highway track, east of Togari Cleaning Plant ※1	○	○	○	○	○	○	○	○	○	
13 (Takaoka Shinmachi) Parking area of Takaoka Park	○	○	○	○	○	○	○	○	○	
14 (Wakabayashi Higashimachi) Parking area of Supermarket Yamanobu, Wakabayashi branch ※1	○	○	○	○	○	○	○	○	○	
15 (Kamigo-cho) Underneath the elevated railway track, north of Aikan-mikawa-kamigo Station	○	○	○	○	○	○	○	○	○	
16 (Unebe Nishimachi) Parking area of Former Meglia Unebe	○	○	○	○	○	○	○	○	○	
17 (Fujioka Iino-cho) South of Fuji-no-Sato	○	○	○	○	○	○	○	○	○	
18 (Nishinakayama-cho) Within the site of Meglia, Fujioka branch ※1	○	○	○	○	○	○	○	○	○	
19 (Onuma-cho) South of Shimoyama Training Center	○	○	○	○	○	○	○	○	○	
20 (Shimogiri-cho) Asahi Sports Gymnasium parking lot	○	○	○	○	○	○	○	○	○	
21 (Inabu-cho) Parking area of Inabu lifelong Learning Center	○	○	○	○	○	○	○	○	○	
22 (Obara-cho) Parking area of Obara Branch Office	○	○	○	○	○	○	○	○	○	

●Designated garbage bags are not considered Plastic Containers & Packaging! Take it back home and reuse it. Information as of December 2021.
 ●When discarding big pieces of styrofoam, please crush them into small pieces.
 ※1=Used cooking oil collection available ※2=Only plastic trays collection available
 ★Panel displays are installed to promote environmental information.

Do not bring these as waste papers! → Dispose of as "Burnable garbage"

Wet, badly stained or smelling paper

- Carbon paper, no-carbon papers
- Double postcard (private postcard)
- Impermeable paper (oiled paper, waxed paper, cardboard cup etc.)
- Pictures and diazo paper for copying
- Plastic products (cellophane, vinyl, files etc.)
- Things other than paper (fabric products, glass products, aluminum foil etc.)
- Paper with odor (soap wrapper, detergent box)

- thermal paper
- Toilet paper, tissue paper
- Thermal paper for fac-simile or electronic cash register
- Wax coating paper (paper cups etc.)
- Laminated paper (vinyl-coated paper, aluminum, etc.)
- window envelopes or shopping bags with plastics
- Stickum (stickers)

- Metals (clasps for files, metal clips etc.)
- plastic strings (paper strings can be disposed as Used paper)
- Shredded papers
- Packaging fitment (made of colored printed papers)
- Synthetic paper
- Gilded paper
- Japanese paper

Do not dispose as "Used clothes"! → Dispose of as "Burnable garbage"

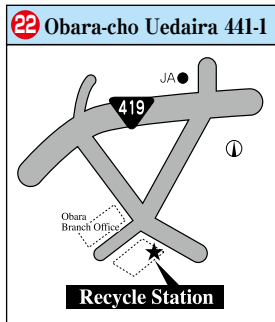
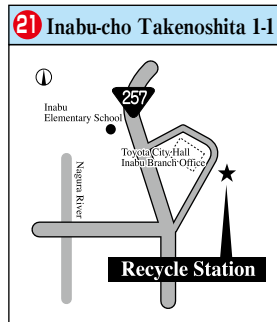
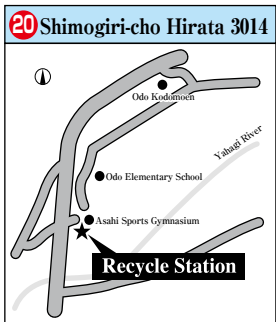
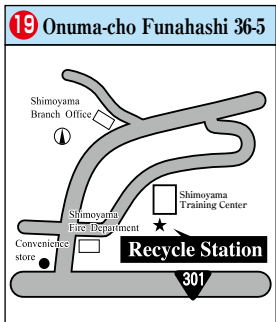
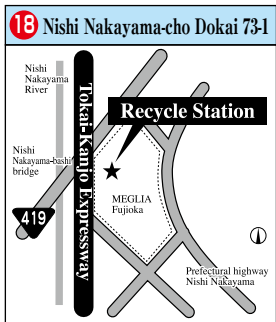
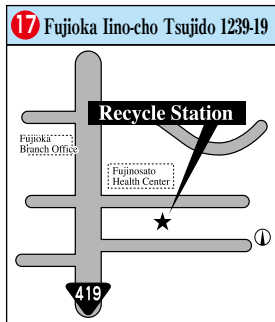
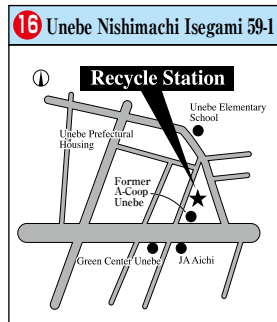
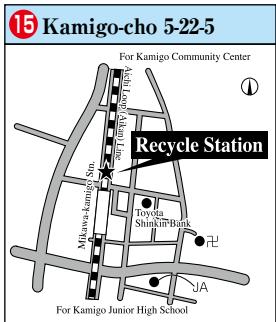
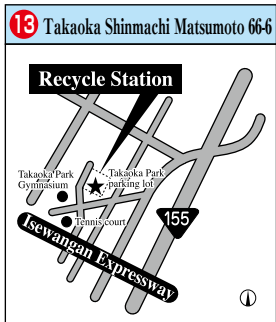
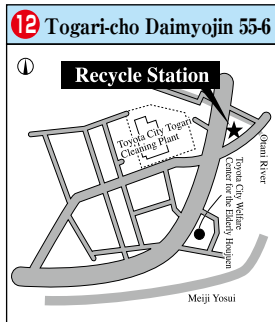
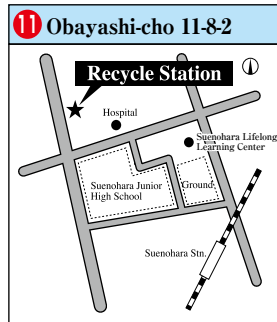
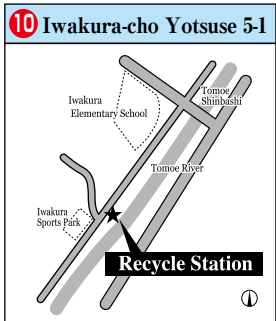
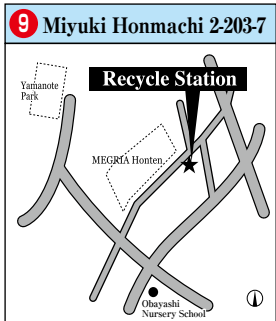
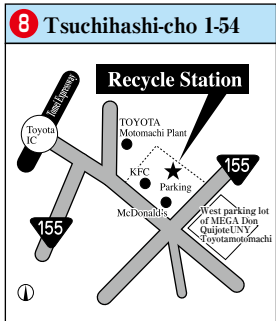
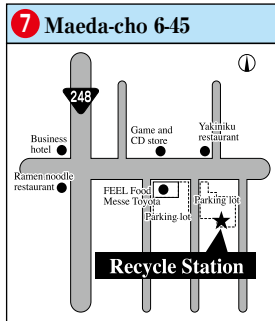
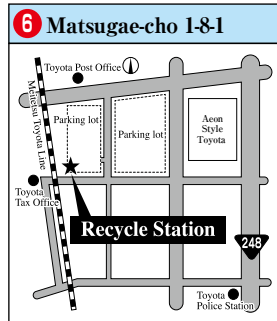
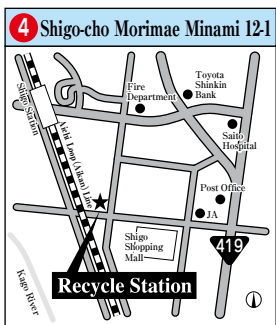
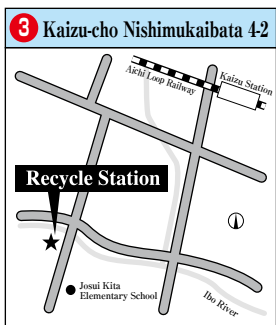
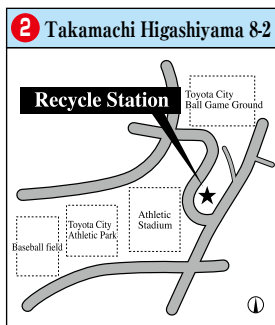
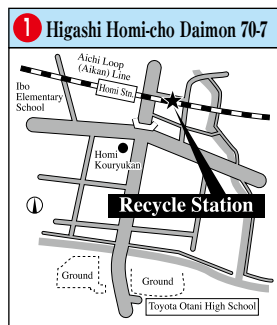
Wet, torn, badly stained or smelling clothes

■Items that cannot be reused

- Personal belongings (shoes, bags, Tabi socks, gloves, suspenders, belts, umbrellas, stuffed toys, dolls, toys, carp streamers, Furoshiki cloth, handkerchiefs, gauze and fancy works including knittingwools etc.)

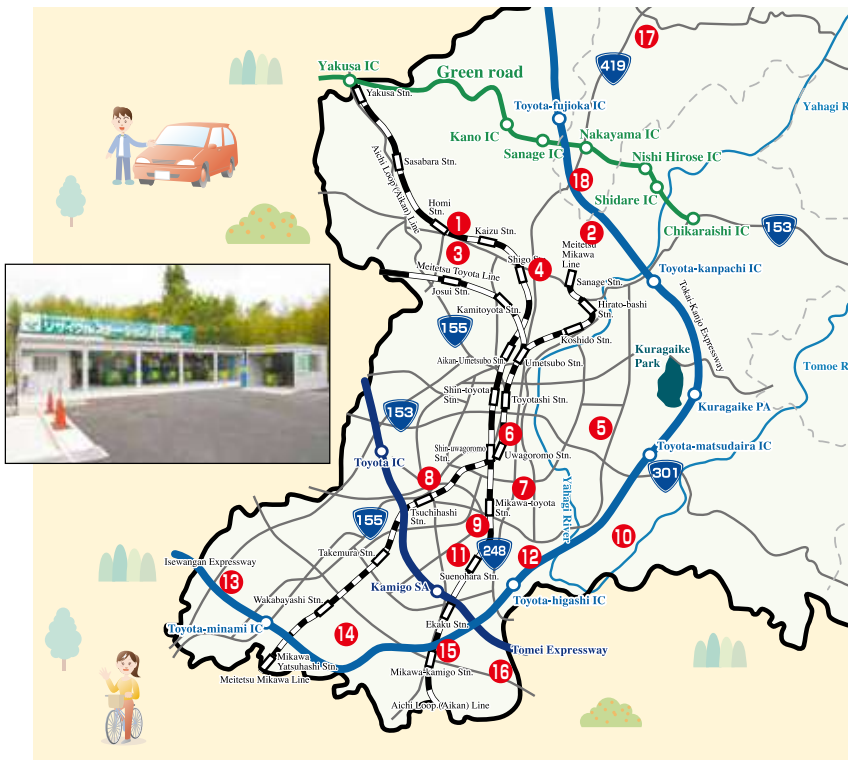
- Bedclothes (Futon, mattress, pillows, electric blanket and blankets used for pets)
- Interior accessories (rugs, carpets, curtain, doormat and toilet seat cover)
- Vinyl products (rain chiefs, and windbreakers)
- Leather, Fur, downjackets, Ski wear

■Clothes put out from business institution → They are not picked up by the City. Uniforms, work outfits, work caps, waste from cutting put out from factories, shoddy waste



〈Attention〉

Recycle Stations will close when: Heavy Storm Warning, Heavy Storm Emergency Warning or Evacuation Instruction Alert Level 4 is issued. If Warnings are rescinded, Recycle Stations will resume after checking its safety conditions. Depending on rescission time, Recycle Stations may remain closed until to the end of the day.



Garbage classification

● **Note** ● Discard the appliances whose rechargeable batteries cannot be removed, small size rechargeable appliances (less than 30cm on one side) such as smartphones, mobile batteries, electric cigarettes, etc., as Hazardous Garbage.

Plastic containers/packaging	➡	Plastic	Recyclable resources (glass bottles, beverage cans, PET bottles, hazardous waste, dangerous waste)	➡	Recyclable	Burnable garbage	➡	Burnable
Metal garbage	➡	Metal	Landfill garbage	➡	Landfill	Bulky garbage	➡	Bulky
Recyclable paper (newspapers, magazines, corrugated cardboard, cartons, other fiber-based products)	➡	Waste paper	Recyclable cloths	➡	Used cloths	Non-collected garbage	➡	Disposal prohibited

	Item	Class	Remarks
A	Adapters (for power supply)	Metal	A power codes are also Metal garbage.
	Alcohol glass bottles (large Japanese Sake bottle)	Recyclable	(Glass bottles) You can also bring them to the Recycle stations (except for some stations). ※Broken ones are "Landfill garbage"
	Aluminum cans/bottles (for beverage)	Recyclable	(Beverage cans) You can also bring them to the Recycle stations
	Aluminum foils	Metal	
	Aluminum pans (disposable type)	Metal	
	Aromatic oil glass bottles	Recyclable	(Glass bottles) You can also bring them to the Recycle stations (except for some stations). ※Broken ones are "Landfill garbage"
B	Bags (paper/fabric/leather)	Burnable	Please remove metallic parts as much as possible, and dispose them as Metal garbage.
	Ballpoint pen refills	Metal	
	Ballpoint pens	Metal	The parts plastic only are Burnable garbage.
	Batteries	Recyclable	(Hazardous waste) You can also bring them to the Recycle stations. Non-mercury type batteries are also Hazardous waste.
	Batteries (including non-mercury/charging type)	Recyclable	(Hazardous waste) You can also bring them to the Recycle stations
	Batteries (lead batteries for cars and motorbikes ,etc.)	Disposal prohibited	City does not collect. Please ask the shop, etc. for handling
	Blankets	Used cloths	(Used cloths)Please, dispose them at Group collection or at Recycle Stations. For further information, please see the P.5 ※Wet , torn , badly stained or smelling ones are Burnable garbage.
	Bottles (for foods/cosmetics)	Recyclable	(Glass bottles) You can also bring them to the Recycle stations (except for some stations). ※Milky white cosmetic ones and broken ones are "Landfill garbage"
	Bulbs/miniature bulbs	Landfill	Dispose LED lamp bulbs as Metal Garbage.
	C	Cables (extension cords, etc.)	Metal
Caps of spray cans (plastic)		Plastic	
CDs (including cases)		Burnable	
Chargers		Metal	
Clocks		Metal	Please remove the batteries ,they are Hazardous waste.
Clothes (except for socks and underwear,etc.)		Used cloths	(Used cloths)Please, dispose them at Group collection or at Recycle Stations. For further information, please see the P.5 ※Wet , torn , badly stained or smelling ones are Burnable garbage.
Clothes iron ,ironing board		Metal	

	Item	Class	Remarks	
E	Confectionery cans (metallic)	Metal		
	Corrugated cardboard	Waste paper	(Corrugated cardboard) Please, dispose some at Group collection or at Recycle Stations. For further information, please see the P.5.	
	Cosmetic bottle caps (plastic)	Plastic	Metallic ones are Metal garbage.	
	Cosmetic bottles	Recyclable	You can also take them to the Recycle stations (except for some stations.) ※If the bottle color is milky white, it is Landfill garbage.	
	Earphones	Metal		
	Electric fans	Bulky	If you can completely put them in the designated bags, they are Metal garbage.	
F	Electric toys	Metal	Please remove the batteries ,they are Hazardous waste.	
	Extension cords (power strips)	Metal		
	Flower pots (ceramic)	Landfill	Please take soil out of them. Plastic ones are Burnable garbage. ※City does not collect soil, because they are not considered as waste. Please ask the shop ,etc. for handling.	
	Fluorescent tubes	Recyclable	(Hazardous Waste) such as broken fluorescent lamps should be disposed as landfill garbage, LED lamps should be discarded as Metal Garbage.	
	Foamed polystyrene products (EPS packaging, etc.)	Plastic	Ones which cannot be cleaned are Burnable garbage.	
	Frying pans	Metal		
	Futons (including those for kids)	Bulky	If you can completely put them in the designated bags, they are Burnable garbage.	
	Game consoles (for home use)	Metal	Please remove the batteries ,they are Hazardous waste.	
	Gas cartridges	Recyclable	(Dangerous waste) Please use up . You can also bring them to the Recycle stations.	
	Glass products	Landfill	Please wrap up the broken glass in paper, etc.	
G	Glasses	Landfill	Please wrap up the broken glass in paper, etc.	
	Glasses /eyeglasses (glasses)	Landfill	Plastic ones are Metal garbage.	
	Hair spray cans	Recyclable	(Dangerous waste) Please use up. You can also bring them to the Recycle stations.	
	Hangers (wooden)	Burnable	Metallic ones are Metal garbage.	
	Helmets (FRP)	Landfill	ABS-made ones are Burnable garbage.	
	Hot packs (disposable)	Landfill	Their plastic packages are Plastic container&packaging.	
	H	Ink cartridges	Metal	Please bring them to the shop's recycling boxes as much as possible, Ink ribbons are Burnable garbage.

please separate the garbage and take it to the correct facility. (Reference on P.12).

To carry in bulky garbage directly to the waste processing facility,

	Item	Class	Remarks
K	Kitchen knives	Metal	Please wrap up the blade in paper, etc.
L	Leather products (shoes/bags/belts, etc)	Burnable	Please remove metallic parts as much as possible, and dispose them as Metal garbage.
	LED bulbs	Metal	
	Lighters (gas/disposable)	Recyclable	(Dangerous waste) Please use up. You can also bring them to the Recycle stations .
	Lighting equipment	Bulky	Please remove fluorescent tubes(Hazardous waste) and bulbs (Landfill garbage). If you can completely put them in designated bags, they are Burnable garbage.
	Lithium-ion batteries	Recyclable	(Hazardous waste) Please bring them to the shop's recycling boxes as much as possible. You can also bring them to the Recycle stations .
M	Magnets	Metal	Magnet sheets are Burnable garbage.
	Manicure bottle	Landfill	Please soak remaining manicure in paper or cloth, etc. , they are Burnable garbage.
	Mechanical pencils	Metal	Their leads and plastic parts are Burnable garbage.
	Mirrors	Landfill	
	Mobile battery	Recyclable	(Hazardous Waste)
	Mobile phones	Metal	Please bring them to the mobile phone shop for recycling as much as possible
O	Oil	Burnable	Please soak in paper,cloth,etc. or solidify using oil solidifier.
	Oil bottles	Recyclable	(Glass bottles) Please rinse them lightly. They are recyclable even if oil remains after rinsing. You can also bring them to the Recycle stations(except for some stations.) .
P	Pans,Pots,Lids	Metal	Enamel ones are also Metal garbage. Parts of glass are Landfill garbage.
	PET bottles	Recyclable	(PET bottles) You can also bring them to the Recycle stations. Please remove the plastic labels and caps, and dispose them Plastic containers and packaging.
	Pill bottles	Recyclable	(Glass bottles) You can also take them to the Recycle stations(except for some stations.) *Except for medicines(for internal use), they are Landfill garbage.

	Item	Class	Remarks
	Plastic storage boxes	Bulky	If you can completely put them in the designated bags, they are Burnable garbage.
	Plates (ceramic)	Landfill	Please wrap up the broken ones in paper, etc.
	Printers	Bulky	If you can completely put them in the designated bags, they are Metal garbage.
R	Razors	Metal	Enwrap on paper or newspaper before disposal.
	Rice cookers (metallic)	Bulky	If you can completely put them in the designated bags, they are Metal garbage.
S	Safety shoes	Burnable	Please remove metallic parts as much as possible, and dispose them as Metal garbage.
	School uniform	Used cloths	(Used cloths)Please, dispose them at Group collection or at Recycle Stations. For further information, please see the P.5. ※Wet , torn , badly stained or smelling ones are Burnable garbage.
	Soil (including the clod from street gutter)	Disposal prohibited	City does not collect sand , because they are not considered as wastes. Please ask the shop ,etc. for handling.
	Spray cans	Recyclable	(Dangerous waste) Please use up . You can also bring them to the Recycle stations .
	Spray paint	Recyclable	(Dangerous waste) Please use up. You can also bring them to the Recycle stations .
	Steel cans (for beverage)	Recyclable	(Beverage cans) You can also bring them to the Recycle stations
	Storage bins (plastic)	Bulky	If you can completely put them in the designated bags, they are Burnable garbage.
	Suitcases	Metal	
T	Toys (wooden/plastic)	Burnable	Metallic and plastic mixture ones are Metal garbage.
U	Umbrellas	Metal	
V	Vacuum cleaners	Bulky	Please remove the batteries(Hazardous waste) if they are charging type. If you can completely put them in designated bags, they are Metal garbage.
W	Watches	Metal	Please remove the belt (leather,rubber,etc.) , they are Burnable garbage.
	Water bottles (metallic)	Metal	Plastic ones are Burnable garbage.

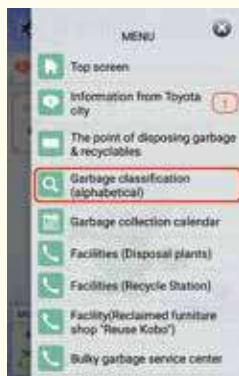
This application may help you to correctly sort out the garbage. Let's preserve our environment!



Scan the 2D code above to download the application. Select your address and "Jichiku".



Tap on "Garbage classification (alphabetical)" to check the category.



Tap Search and input the name of the item you would like to discard.



There are more than 700 items listed.

"ThreeR" will inform you of the garbage collection day for each item and notify you previously. Let's use this app!

Reclaimed furniture shop "Reuse Kobo"



Bulky household waste will be sorted into what can be reused, than will be cleaned and repaired to be displayed for sale as reusable furniture. (Bidding)

- **Place of display**...At 'Reuse Kobo' located within the Togari Incineration Plant premises
- **Period of display and bidding**...Sundays, Tuesdays and Thursdays until the 3rd Thursday of the month (※except year-end and New Year holiday)
From 10am to 3pm (The 3rd Thursday of the month is until noon)
- **Period of payment and pick up**...Sundays, Tuesdays and Thursdays between the 3rd Thursday afternoon (after the auction has closed) and the end of the month (※except year-end and New Year holiday)

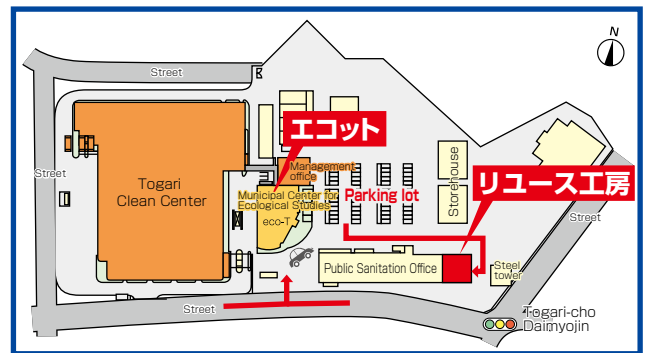
◆ **List of bidding items and past auction results can be found on Toyota City's website**
※ **Bulky waste disposal process has not changed.**

Recycling Society Promotion Division (form Monday to Friday, from 8:15AM to 5PM),
phone:0565-71-3001

Atelier Reuse (Sundays, Tuesdays and Thursdays,from 10AM to 3PM), phone:
0565-42-6010

※ **If the Storm Warning is announced, facilities may close.**

Displayed objects change every month.



Municipal Center for Ecological Studies



eco-T Environment Learning Center is a facility with the purpose of helping Toyota citizens to learn more about acting eco-consciously.

Main activities!

- **Visits to Togari Clean Center and learn about environment preservation through the displayed items.**
- **Cardboard compost lecture, cooking class to learn environmental friendly cooking method.**

Registered groups such as neighborhood associations may use the cooking room and seminar rooms with no charge.

By reading QR code you can confirm lectures and event informations or application method from HP.

For further information, please contact eco-T Environment Learning Center at **0565-26-8058**.

Opening hours...From 9AM to 5PM

Closed on...Mondays (opened in case of National Holiday and closed on the following day)



<http://www.eco-toyota.com/>

eco-T Toyota search

For further information, please check "eco-T" website.

Efforts to reduce the quantity of burnable garbage

Let's drain away the liquid from wet waste

About 50% of the "burnable garbage" produced by a household is raw garbage. Furthermore, it is said that about 80% of that raw garbage is moisture.

By thoroughly draining off the water from raw garbage before disposal...



The weight of the raw garbage can be reduced by about 10%! That is about a 20 kg reduction per household each year!



Join the "Garbage Reduction Ledger Program"!

Register the garbage of one week without doing any efforts to reduce to garbage. Then, on the second week, do your best to reduce the garbage. Compare the garbage weight of these two weeks. The Garbage Reduction Ledger consists on acting consciously to reduce the garbage.

Souvenirs and SDG's points will be given to the participants.

*Please contact the Recycling Society Promotion Division to participate of this program.




Financial incentive for group recycling collection

When city-registered groups such as children associations and communities collect recyclable items, they can receive the incentive according to the weight of the collected items.

- **Incentive amount:** Old Papers etc. (newspaper, cardboard and paper pack), old clothes: 5yen /kg
- Old Papers, etc. (magazines and miscellaneous paper): 7yen /kg
- Simultaneous collection of more than 2 items 2,000 yen/time

For further information, please contact Recycling Society Promotion Division, tel: 0565-71-3001.




Mixed paper are resources!!

Please, dispose this kind of paper at group collection or at Recycle Stations.

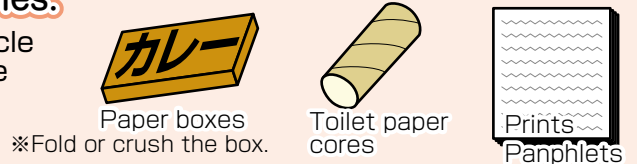
What is mixed paper? Paper that can be recycled and does not fit cardboard, newspaper, magazine nor carton categories.

Examples: (bring up the papers directly to Recycle Stations. Designed garbage bags are unnecessary.)

- Paper larger than a business card



*Remove the metallic attachment and discard it as metallic garbage.



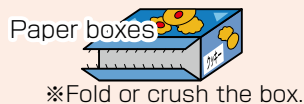
*Fold or crush the box.



*Remove the attached plastics and discard them as burnable garbage.



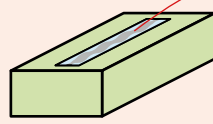
*Remove the parts that are not made of paper and discard them as burnable garbage.



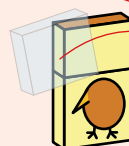
*Fold or crush the box.



*Remove adhesive tapes etc. and discard it as burnable garbage.



Box tissues



Paper boxes (sweets, candies boxes)

*Remove the attached plastics and discard them as Plastic Containers & Packaging. If the mark ♪ is not printed, discard it as burnable garbage.

Recycles and Garbage Collection Days by Area

– Collection is carried out on public holidays as usual (excluding the New Year's holidays). –

Borough Name	Burnable	Metal	Landfill	Plastic	Recyclables	Borough Name	Burnable	Metal	Landfill	Plastic	Recyclables
A Aiduma-cho	Tue/Fri	1st.Wed	3rd.Wed	Mon	2nd.Wed	l k k u	Tue/Fri	2nd.Wed	4th.Wed	Mon	1st.Thu
A m i d a d o	Mon/Thu	2nd.Wed	4th.Wed	Fri	3rd.Wed	l m a	Mon/Thu	2nd.Wed	4th.Wed	Fri	2nd.Fri
Aoki,Aokidai	Tue/Fri	1st.Wed	3rd.Wed	Wed	4th.Thu	l n o u e	Tue/Fri	1st.Wed	3rd.Wed	Wed	4th.Thu
A r a a i	Tue/Fri	1st.Wed	3rd.Wed	Wed	2nd.Wed	lshino-cho	Tue/Fri	2nd.Wed	4th.Wed	Wed	2nd.Thu
C Chidori-Narai	Tue/Fri	2nd.Wed	4th.Wed	Wed	3rd.Mon	Itsutsugaoka Dai-1 to Dai-8	Mon/Thu	2nd.Wed	4th.Wed	Tue	1st.Wed
Chikaraishi-cho	Tue/Fri	2nd.Wed	4th.Wed	Wed	2nd.Thu	wakura Nishi,wakura Higashi,wakura Minami	Mon/Thu	2nd.Wed	4th.Wed	Tue	1st.Tue
C h o k o j i	Mon/Thu	2nd.Wed	4th.Wed	Tue	2nd.Fri	Iwataki-cho	Mon/Thu	2nd.Wed	4th.Wed	Tue	3rd.Fri
D D o a i	Mon/Thu	2nd.Wed	4th.Wed	Tue	1st.Tue	Izumi-cho	Mon/Thu	2nd.Wed	4th.Wed	Tue	4th.Fri
D o d o	Mon/Thu	2nd.Wed	4th.Wed	Tue	3rd.Fri	J Jinnaka-cho	Tue/Fri	1st.Wed	3rd.Wed	Mon	2nd.Mon
E E k a k u	Mon/Thu	2nd.Wed	4th.Wed	Fri	3rd.Wed	Josui-cho	Tue/Fri	1st.Wed	3rd.Wed	Mon	3rd.Mon
Ekaku-shukusha,Ekaku-sinmachi	Mon/Thu	2nd.Wed	4th.Wed	Fri	2nd.Tue	J u m o k u	Mon/Thu	1st.Wed	3rd.Wed	Tue	3rd.Tue
F F u j i s a w a	Tue/Fri	2nd.Wed	4th.Wed	Wed	3rd.Mon	K Kaizu-cho	Tue/Fri	1st.Wed	3rd.Wed	Wed	3rd.Thu
Fukadayama	Tue/Fri	1st.Wed	3rd.Wed	Thu	4th.Mon	Kamekubi-cho	Tue/Fri	2nd.Wed	4th.Wed	Wed	3rd.Thu
F u k u j u	Mon/Thu	1st.Wed	3rd.Wed	Fri	4th.Tue	Kamigotaisei	Mon/Thu	2nd.Wed	4th.Wed	Fri	3rd.Wed
Fusou-cho	Mon/Thu	2nd.Wed	4th.Wed	Tue	3rd.Fri	K a m i i k e	Mon/Thu	2nd.Wed	4th.Wed	Tue	4th.Fri
H H a i z u - c h o	Mon/Thu	2nd.Wed	4th.Wed	Fri	3rd.Wed	Kamikazue	Mon/Thu	1st.Wed	3rd.Wed	Fri	4th.Tue
Hanamoto	Tue/Fri	1st.Wed	3rd.Wed	Wed	3rd.Mon	Kaminakajima	Mon/Thu	2nd.Wed	4th.Wed	Fri	3rd.Wed
Hanazono-cho	Tue/Fri	1st.Wed	3rd.Wed	Thu	4th.Wed	K a m i o k a	Tue/Fri	1st.Wed	3rd.Wed	Thu	4th.Wed
Hayasizore-cho	Mon/Thu	2nd.Wed	4th.Wed	Tue	1st.Tue	Kamitaka-cho	Tue/Fri	2nd.Wed	4th.Wed	Wed	3rd.Mon
Heiwa-cho	Mon/Thu	2nd.Wed	4th.Wed	Tue	2ad.Fri	Kamogawa-cho	Mon/Thu	2nd.Wed	4th.Wed	Tue	1st.Tue
Higashida	Mon/Thu	2nd.Wed	4th.Wed	Fri	1st.Fri	K a n a s a y a	Mon/Thu	2nd.Wed	4th.Wed	Tue	3rd.Tue
Higashihirose Shimogiri	Tue/Fri	2nd.Wed	4th.Wed	Wed	3rd.Mon	K a n o - c h o	Tue/Fri	1st.Wed	3rd.Wed	Wed	3rd.Thu
Higashihirose-cho Kamigiri	Tue/Fri	2nd.Wed	4th.Wed	Wed	3rd.Mon	K a n p a c h i	Tue/Fri	2nd.Wed	4th.Wed	Wed	2nd.Thu
Higashihomi-cho	Tue/Fri	1st.Wed	3rd.Wed	Wed	3rd.Mon	katsurano-cho	Mon/Thu	2nd.Wed	4th.Wed	Tue	1st.Tue
Higashiku	Tue/Fri	2nd.Wed	4th.Wed	Mon	2nd.Mon	K a w a d a	Mon/Thu	2nd.Wed	4th.Wed	Fri	3rd.Wed
Higashi-umetsubo-cho	Tue/Fri	1st.Wed	3rd.Wed	Mon	2nd.Mon	K a w a h a t a	Mon/Thu	2nd.Wed	4th.Wed	Fri	3rd.Wed
Higashiyama-cho	Mon/Thu	2nd.Wed	4th.Wed	Tue	3rd.Fri	Ken-ei Hatsubuki	Mon/Thu	2nd.Wed	4th.Wed	Tue	3rd.Fri
H i r a i - c h o	Mon/Thu	2nd.Wed	4th.Wed	Tue	3rd.Fri	Ken-ei Homi	Mon/Thu	1st.Wed	3rd.Wed	Wed	1st.Mon
Hirashiba	Tue/Fri	1st.Wed	3rd.Wed	Mon	2nd.Mon	Ken-ei Kamiike	Mon/Thu	2nd.Wed	4th.Wed	Tue	4th.Fri
Hirashiba-mae	Tue/Fri	2nd.Wed	4th.Wed	Mon	2nd.Mon	Kodan Homigaoka	Mon/Thu	1st.Wed	3rd.Wed	Wed	1st.Mon
Hiratobashi	Tue/Fri	1st.Wed	3rd.Wed	Wed	2nd.Thu	K o - e i M i w a	Mon/Thu	2nd.Wed	4th.Wed	Tue	3rd.Fri
Hiratobashi-ikku	Tue/Fri	1st.Wed	3rd.Wed	Wed	4th.Thu	K o k a i - c h o	Mon/Thu	2nd.Wed	4th.Wed	Tue	1st.Tue
hiratobashi-niku	Tue/Fri	1st.Wed	3rd.Wed	Wed	2nd.Wed	K o m a b a	Mon/Thu	1st.Wed	3rd.Wed	Fri	3rd.Fri
Hirayama	Mon/Thu	2nd.Wed	4th.Wed	Tue	2nd.Fri	Komine-cho	Tue/Fri	2nd.Wed	4th.Wed	Wed	2nd.Thu
Hirohata-cho	Tue/Fri	1st.Wed	3rd.Wed	Wed	3rd.Mon	K o s a k a	Tue/Fri	1st.Wed	3rd.Wed	Mon	1st.Thu
Hirokawa-cho	Mon/Thu	2nd.Wed	4th.Wed	Tue	4th.Fri	K o s e m a	Mon/Thu	2nd.Wed	4th.Wed	Tue	1st.Wed
H i r o k u t e	Tue/Fri	1st.Wed	3rd.Wed	Thu	1st.Mon	Kosema Green Park	Mon/Thu	2nd.Wed	4th.Wed	Tue	1st.Wed
Hirokute-cho	Tue/Fri	1st.Wed	3rd.Wed	Thu	1st.Mon	Kugyudaira	Mon/Thu	2nd.Wed	4th.Wed	Tue	1st.Tue
Hiromi-cho	Mon/Thu	1st.Wed	3rd.Wed	Fri	4th.Tue	K u n i e	Mon/Thu	2nd.Wed	4th.Wed	Fri	3rd.Wed
Hodumi-cho	Mon/Thu	2nd.Wed	4th.Wed	Tue	1st.Tue	K u n i t s u k i	Tue/Fri	2nd.Wed	4th.Wed	Wed	3rd.Mon
Hoei-cho ikku,Hoei Niku	Mon/Thu	2nd.Wed	4th.Wed	Fri	2ad.Tue	K y o m a c h i	Tue/Fri	1st.Wed	3rd.Wed	Mon	2nd.Mon
H o m i - c h o	Tue/Fri	1st.Wed	3rd.Wed	Wed	3rd.Mon	M Maebayashi	Tue/Fri	1st.Wed	3rd.Wed	Thu	3rd.Mon
Homigaoka Rokku	Mon/Thu	1st.Wed	3rd.Wed	Wed	1st.Mon	(Nakaneyama/jinden)	Mon/Thu	1st.Wed	3rd.Wed	Fri	3rd.Fri
Homiryokuen	Mon/Thu	1st.Wed	3rd.Wed	Wed	1st.Mon	M a e y a m a	Mon/Thu	2nd.Wed	4th.Wed	Fri	2ad.Tue
H o n d a	Tue/Fri	1st.Wed	3rd.Wed	Thu	3rd.Mon	M a i g i - c h o	Tue/Fri	2nd.Wed	4th.Wed	Wed	3rd.Thu
H o n j i	Tue/Fri	1st.Wed	3rd.Wed	Thu	4th.Mon	M a r u y a m a	Mon/Thu	2nd.Wed	4th.Wed	Fri	3rd.Tue
Honji-shinden	Tue/Fri	1st.Wed	3rd.Wed	Thu	1st.Mon	Masuzuka Nishimachi,Masuzuka Higashimachi	Mon/Thu	2nd.Wed	4th.Wed	Fri	3rd.Wed
H o n m a c h i	Tue/Fri	1st.Wed	3rd.Wed	Thu	4th.Wed	Matsudaira-cho	Mon/Thu	2nd.Wed	4th.Wed	Tue	1st.Tue
Hontoku-cho	Tue/Fri	1st.Wed	3rd.Wed	Wed	3rd.Thu	Matsudaira-shiga-cho	Mon/Thu	2nd.Wed	4th.Wed	Tue	1st.Tue
Horai Dai-1,Horai Dai-2	Mon/Thu	2nd.Wed	4th.Wed	Tue	4th.Fri	Matsumine Oshizawa	Tue/Fri	2nd.Wed	4th.Wed	Wed	3rd.Mon
Hoshigaoka	Mon/Thu	1st.Wed	3rd.Wed	Fri	3rd.Fri	Midorigaoka	Mon/Thu	2nd.Wed	4th.Wed	Fri	1st.Fri
H o y u - c h o	Tue/Fri	2nd.Wed	4th.Wed	Wed	2ad.Thu	Mifune-cho	Tue/Fri	2nd.Wed	4th.Wed	Wed	4th.Thu
I I b o - c h o	Tue/Fri	1st.Wed	3rd.Wed	Wed	3rd.Thu	Misato 1-ku,2-ku,3-ku,4-ku	Mon/Thu	2nd.Wed	4th.Wed	Tue	4th.Fri
I b o h a r a	Tue/Fri	1st.Wed	3rd.Wed	Mon	2nd.Mon	M i t a c h i	Mon/Thu	2nd.Wed	4th.Wed	Tue	4th.Fri
Ichigi-cho	Mon/Thu	2nd.Wed	4th.Wed	Tue	3rd.Fri	M i w a - c h o	Mon/Thu	2nd.Wed	4th.Wed	Tue	3rd.Fri
I k e d a - c h o	Mon/Thu	2nd.Wed	4th.Wed	Tue	3rd.Fri	Miyaguchi-shiki,Miyaguchi-kami,Miyaguchi-shinden	Tue/Fri	1st.Wed	3rd.Wed	Thu	1st.Mon

Reading the

Table Example:

(Borough Name) Residential Borough Names

(Plastic Containers) Mon → Monday of each week

(Recyclables) 4th. Wed → 4th Wednesday of each month

(Metal Garbage) 1st. Wed → 1st Wednesday of each month

(Burnable Garbage) Tue/Fri → Tuesday and Friday of each week

(Landfill Garbage) 3rd. Wed → 3rd Wednesday of each month

Borough Name	Burnable	Metal	Landfill	Plastic	Recyclables	Borough Name	Burnable	Metal	Landfill	Plastic	Recyclables
Miyama	Tue/Fri	1st.Wed	3rd.Wed	Thu	4th.Mon	Senzoku-cho	Tue/Fri	1st.Wed	3rd.Wed	Thu	1st.Mon
Miyuki-honmachi	Mon/Thu	2nd.Wed	4th.Wed	Fri	1st.Fri	Shidare-cho	Tue/Fri	2nd.Wed	4th.Wed	Wed	3rd.Mon
Mori	Mon/Thu	2nd.Wed	4th.Wed	Tue	4th.Fri	Shiga New Town	Mon/Thu	2nd.Wed	4th.Wed	Tue	4th.Fri
Mukaiyama	Tue/Fri	1st.Wed	3rd.Wed	Mon	3rd.Thu	Shiga-cho	Mon/Thu	2nd.Wed	4th.Wed	Tue	1st.Tue
Munesada	Mon/Thu	2nd.Wed	4th.Wed	Fri	3rd.Wed	Shimobayashi	Mon/Thu	2nd.Wed	4th.Wed	Tue	3rd.Tue
Nabeta	Mon/Thu	2nd.Wed	4th.Wed	Tue	1st.Tue	Shimoichiba	Mon/Thu	2nd.Wed	4th.Wed	Tue	3rd.Tue
Nagasawa-cho	Mon/Thu	2nd.Wed	4th.Wed	Tue	1st.Tue	Shimokazue	Mon/Thu	1st.Wed	3rd.Wed	Fri	4th.Tue
Nakada	Tue/Fri	1st.Wed	3rd.Wed	Thu	3rd.Mon	Shimokoshido	Tue/Fri	1st.Wed	3rd.Wed	Wed	2nd.Wed
Nakagaito-cho	Mon/Thu	2nd.Wed	4th.Wed	Tue	1st.Tue	Shimomuro-cho	Tue/Fri	2nd.Wed	4th.Wed	Wed	2nd.Thu
Nakagane-cho	Tue/Fri	2nd.Wed	4th.Wed	Wed	2nd.Tue	Shimonomi	Mon/Thu	2nd.Wed	4th.Wed	Tue	1st.Tue
Nakagiri-cho	Tue/Fri	2nd.Wed	4th.Wed	Wed	2nd.Thu	Shiromi-cho	Tue/Fri	2nd.Wed	4th.Wed	Wed	2nd.Thu
Nakakazue	Mon/Thu	1st.Wed	3rd.Wed	Fri	4th.Tue	Shitagoya	Tue/Fri	2nd.Wed	4th.Wed	Wed	3rd.Thu
Nakakoshido	Tue/Fri	1st.Wed	3rd.Wed	Wed	2nd.Wed	Sotone	Mon/Thu	1st.Wed	3rd.Wed	Fri	4th.Tue
Nakaku	Tue/Fri	2nd.Wed	4th.Wed	Mon	2nd.Mon	Suigen-cho	Mon/Thu	2nd.Wed	4th.Wed	Tue	2nd.Fri
Nakane	Mon/Thu	1st.Wed	3rd.Wed	Fri	4th.Wed	Takahashi	Mon/Thu	2nd.Wed	4th.Wed	Tue	3rd.Fri
Nanashige	Tue/Fri	2nd.Wed	4th.Wed	Wed	3rd.Mon	Takamachi	Tue/Fri	2nd.Wed	4th.Wed	Wed	3rd.Thu
Niku Seibu,Niku Tobu	Tue/Fri	2nd.Wed	4th.Wed	Mon	1st.Thu	Takami-cho	Mon/Thu	1st.Wed	3rd.Wed	Fri	2nd.Wed
Nishida-cho	Mon/Thu	2nd.Wed	4th.Wed	Fri	3rd.Wed	Takaoka-cho	Tue/Fri	1st.Wed	3rd.Wed	Thu	4th.Wed
Nishihirose-cho	Tue/Fri	2nd.Wed	4th.Wed	Wed	3rd.Mon	Takekami, Takenaka, Takeshimo	Mon/Thu	1st.Wed	3rd.Wed	Fri	2nd.Wed
Nishiku	Tue/Fri	2nd.Wed	4th.Wed	Mon	1st.Thu	Takiwaki-cho	Mon/Thu	2nd.Wed	4th.Wed	Tue	1st.Tue
Nishioka-cho	Tue/Fri	1st.Wed	3rd.Wed	Thu	3rd.Mon	Tamomi-cho	Tue/Fri	1st.Wed	3rd.Wed	Wed	3rd.Mon
Nishiyama	Tue/Fri	1st.Wed	3rd.Wed	Mon	1st.Thu	Tanaka-daini	Tue/Fri	1st.Wed	3rd.Wed	Thu	4th.Mon
Noguchi	Tue/Fri	2nd.Wed	4th.Wed	Wed	2nd.Thu	Tendo	Tue/Fri	2nd.Wed	4th.Wed	Wed	3rd.Thu
Nomi	Mon/Thu	2nd.Wed	4th.Wed	Tue	1st.Wed	Terabe	Mon/Thu	2nd.Wed	4th.Wed	Tue	3rd.Fri
Nomiyama	Mon/Thu	2nd.Wed	4th.Wed	Tue	1st.Wed	Tero-cho	Mon/Thu	2nd.Wed	4th.Wed	Tue	3rd.Fri
Obata	Tue/Fri	1st.Wed	3rd.Wed	Wed	3rd.Mon	Togari-cho	Mon/Thu	2nd.Wed	4th.Wed	Fri	2nd.Tue
Obayashi-cho	Mon/Thu	2nd.Wed	4th.Wed	Fri	1st.Fri	Tomita-cho	Tue/Fri	2nd.Wed	4th.Wed	Wed	3rd.Mon
Omi	Mon/Thu	2nd.Wed	4th.Wed	Tue	1st.Tue	Tomoe-cho	Mon/Thu	2nd.Wed	4th.Wed	Tue	1st.Tue
Oshikamo	Mon/Thu	2nd.Wed	4th.Wed	Fri	3rd.Wed	Toyomatsu	Mon/Thu	2nd.Wed	4th.Wed	Tue	1st.Tue
Oshima-cho	Tue/Fri	1st.Wed	3rd.Wed	Thu	3rd.Mon	Tsuchihashi	Tue/Fri	1st.Wed	3rd.Wed	Thu	4th.Mon
Oshimizu-cho	Tue/Fri	1st.Wed	3rd.Wed	Mon	2nd.Wed	Tsutsumi-cho	Tue/Fri	1st.Wed	3rd.Wed	Thu	4th.Wed
Otaki	Mon/Thu	2nd.Wed	4th.Wed	Tue	1st.Tue	Tsutsumi-honmachi	Tue/Fri	1st.Wed	3rd.Wed	Thu	3rd.Mon
Otobe,Otodegaoka No.1	Tue/Fri	1st.Wed	3rd.Wed	Wed	3rd.Thu	Ueno	Mon/Thu	2nd.Wed	4th.Wed	Tue	3rd.Fri
Ouchi	Mon/Thu	2nd.Wed	4th.Wed	Tue	1st.Tue	Ugase-cho	Mon/Thu	2nd.Wed	4th.Wed	Tue	1st.Tue
Rinshouji	Mon/Thu	2nd.Wed	4th.Wed	Fri	3rd.Wed	Umetsubo-cho	Tue/Fri	1st.Wed	3rd.Wed	Mon	2nd.Mon
Saiwai-cho	Mon/Thu	2nd.Wed	4th.Wed	Fri	3rd.Wed	Unebe-danchi, Unebe-nakagiri	Mon/Thu	2nd.Wed	4th.Wed	Fri	3rd.Wed
Sakaemachi	Tue/Fri	1st.Wed	3rd.Wed	Mon	2nd.Mon	Uwahara	Tue/Fri	1st.Wed	3rd.Wed	Mon	2nd.Wed
Sakaue-cho	Mon/Thu	2nd.Wed	4th.Wed	Tue	1st.Tue	Wakabayashi	Mon/Thu	1st.Wed	3rd.Wed	Fri	4th.Tue
Sanage	Tue/Fri	2nd.Wed	4th.Wed	Wed	3rd.Thu	Wakabayashi Lodgings	Mon/Thu	1st.Wed	3rd.Wed	Fri	2ad.Wed
Sanagedai	Tue/Fri	2nd.Wed	4th.Wed	Wed	3rd.Thu	Yakusa	Tue/Fri	1st.Wed	3rd.Wed	Wed	3rd.Mon
Sangenya	Tue/Fri	1st.Wed	3rd.Wed	Thu	1st.Thu	Yamanaka-cho	Mon/Thu	2nd.Wed	4th.Wed	Tue	3rd.Fri
Sanaku	Tue/Fri	2nd.Wed	4th.Wed	Mon	2nd.Mon	Yamanote	Mon/Thu	2nd.Wed	4th.Wed	Fri	1st.Fri
Sasabara	Tue/Fri	1st.Wed	3rd.Wed	Wed	3rd.Mon	Yanami-cho	Mon/Thu	2nd.Wed	4th.Wed	Tue	3rd.Fri
Sekinan	Mon/Thu	2nd.Wed	4th.Wed	Tue	1st.Tue	Yoshiwara-cho	Mon/Thu	1st.Wed	3rd.Wed	Fri	4th.Tue

About Year-End and New Year Holiday waste collection

Waste collection for Year-End and New Year Holiday will run on an irregular schedule

Check the waste type and collection service schedule for Year-End and New Year Holiday on Toyota City's website, or waste and recyclables separation app (ThreeR)

Feel free to contact us if you don't know the name of the neighborhood board you live in. Contact: Environment Department - Recycling Society Promotion Division, phone: 71-3001.

Recyclable resources and garbage collection days by district.

Normally, garbages will be collected on National Holidays. (Except for Year-End New Year Holidays)

Name of Neighborhood Association		Burnable garbage	Metal garbage	Landfill garbage	Plastic containers & packaging	Recyclable resources day	
Asahi Area	Odo	Odo-cho, Tokise-cho, Shizurase-cho Ushiji-cho, Tatsuhara-cho, Otagino-cho	Mon/Thu	1st.Wed	3rd.Wed	Tue	1st.Thu
		Manjo-cho	Tue/Fri	2nd.Wed	4th.Wed	Mon	2nd.Thu
Asahi Area	Tsuikuba	Tsubosaki-cho	Mon/Thu	1st.Wed	3rd.Wed	Tue	1st.Thu
		Yodaira-cho, Asahiyawata-cho, Obasawa-cho Kusakabe-cho, Makimoto-cho, Kobata-cho Soda-cho, Ikuma-cho	Tue/Fri	2nd.Wed	4th.Wed	Mon	2nd.Thu
		Asano	Mon/Thu	1st.Wed	3rd.Wed	Tue	1st.Thu
		Sasado	Mon/Thu	1st.Wed	3rd.Wed	Tue	1st.Thu
		Shikishima	Tue/Fri	2nd.Wed	4th.Wed	Mon	2nd.Thu

Name of Neighborhood Association		Burnable garbage	Metal garbage	Landfill garbage	Plastic containers & packaging	Recyclable resources day	
Asuke Area	Asuke	Shoei-cho, Miyamachi, Nishimachi, Tamachi 12 & 13 Kumi, Honmachi 6, 7 & 8 Kumi, Shinno-cho 6	Mon/Thu	1st.Wed	3rd.Wed	Tue	1st.Fri
		Shinmachi, Honmachi 1, 2, 3, 4 & 5 Kumi, Tamachi 1, 2, 3, 4, 5, 6, 7, 8, 9, 10 & 11 Kumi Shinno-cho 1, 2, 3, 4 & 5 Kumi	Tue/Fri	2nd.Wed	4th.Wed	Mon	1st.Thu
		Tamachi 14 Kumi	Mon/Thu	1st.Wed	3rd.Wed	Tue	4th.Fri
Asuke Area	Oiwake	Yagami, Chikaoka, Inokuchi, Kagobayashi	Mon/Thu	1st.Wed	3rd.Wed	Tue	1st.Fri
		Taburi	Mon/Thu	1st.Wed	3rd.Wed	Tue	2nd.Fri
Asuke Area	Norisada	Shimokuniya, Higashioshima	Mon/Thu	1st.Wed	3rd.Wed	Tue	2nd.Fri
		Norisada Kiriyaama	Mon/Thu	1st.Wed	3rd.Wed	Tue	3rd.Fri
	Sagiri	Shirakura, Hirori	Mon/Thu	1st.Wed	3rd.Wed	Tue	2nd.Fri
		Kaigo, Kamiwaki, Kamisagiri, Shimosagiri	Mon/Thu	1st.Wed	3rd.Wed	Tue	3rd.Fri
	Hieda	Kuniya, Kuwaharada, Tochimoto, Nobayashi	Mon/Thu	1st.Wed	3rd.Wed	Tue	2nd.Fri
		Iwaya, Shimodaira, Yotsumatsu, Kamihieda, Sawanodo	Mon/Thu	1st.Wed	3rd.Wed	Tue	3rd.Fri
	Hagino	Kuwadawa	Tue/Fri	2nd.Wed	4th.Wed	Mon	1st.Thu
		Sugo, Tatsuoka, Tamano, Futamiya	Tue/Fri	2nd.Wed	4th.Wed	Mon	2nd.Thu
		Nutasawa, Kawamote	Tue/Fri	2nd.Wed	4th.Wed	Mon	3rd.Thu
	Meiwa	Hirasawa, Rendani, Asugawa, Ubayagi (Yamanaka), Otaga	Tue/Fri	2nd.Wed	4th.Wed	Mon	3rd.Thu
Ubayagi (Hongo), Gotanda, Senda		Tue/Fri	2nd.Wed	4th.Wed	Mon	2nd.Thu	
Tsuikubachi	Ayado (Ozoren), Misawa (Tsubakidachi)	Tue/Fri	2nd.Wed	4th.Wed	Mon	3rd.Thu	
	Yamagai, Misawa (Urushibata, Muroguchi)	Tue/Fri	2nd.Wed	4th.Wed	Mon	4th.Thu	
		Asukeomi	Tue/Fri	2nd.Wed	4th.Wed	Mon	4th.Thu
		Miuchi	Tue/Fri	2nd.Wed	4th.Wed	Mon	4th.Thu
		Shinmori	Tue/Fri	2nd.Wed	4th.Wed	Mon	2nd.Thu
		Okura	Mon/Thu	1st.Wed	3rd.Wed	Tue	4th.Fri
		Mikura	Mon/Thu	1st.Wed	3rd.Wed	Tue	4th.Fri
		Okawara	Mon/Thu	1st.Wed	3rd.Wed	Tue	4th.Fri

Name of Neighborhood Association		Burnable garbage	Metal garbage	Landfill garbage	Plastic containers & packaging	Recyclable resources day	
Inabu Area		Inabu-cho	Mon/Thu	1st.Wed	3rd.Wed	Tue	2nd.Wed
		Nakato	Mon/Thu	1st.Wed	3rd.Wed	Tue	2nd.Wed
		Natsuyake-cho	Mon/Thu	1st.Wed	3rd.Wed	Tue	2nd.Wed
		Noiri-cho	Mon/Thu	1st.Wed	3rd.Wed	Tue	2nd.Wed
		Onose-cho	Mon/Thu	1st.Wed	3rd.Wed	Tue	2nd.Wed
		Oshiyama	Mon/Thu	1st.Wed	3rd.Wed	Tue	2nd.Wed
		Kawate	Mon/Thu	1st.Wed	3rd.Wed	Tue	2nd.Wed
		Busetsumachi	Tue/Fri	2nd.Wed	4th.Wed	Thu	4th.Wed
		Kuwabara-cho	Tue/Fri	2nd.Wed	4th.Wed	Thu	4th.Wed
		Goshogaitsu-cho	Tue/Fri	2nd.Wed	4th.Wed	Thu	4th.Wed
		Kuroda-cho	Tue/Fri	2nd.Wed	4th.Wed	Thu	4th.Wed
		Odagi-cho	Tue/Fri	2nd.Wed	4th.Wed	Thu	4th.Wed
		Tominagamachi	Tue/Fri	2nd.Wed	4th.Wed	Thu	4th.Wed

How to read the table

Name of Neighborhood Association Name of the Neighborhood Association where you live **Burnable garbage** Mon/Thu: Every Monday and Thursday.
Metal garbage 1st Wed: Every 1st. Wednesday of the month **Landfill garbage** 3rd Wed: Every 3rd. Wednesday of the month
Plastic containers & packaging Mon: Every Monday **Recyclable resources day** 3rd Wed: Every 3rd. Wednesday of the month

Obara Area	Name of Neighborhood Association	Burnable garbage	Metal garbage	Landfill garbage	Plastic containers & packaging	Recyclable resources day
	Odaira	Mon/Thu	1st.Wed	3rd.Wed	Tue	2nd.Wed
	Doji	Mon/Thu	1st.Wed	3rd.Wed	Tue	2nd.Wed
	Obaranishi	Mon/Thu	1st.Wed	3rd.Wed	Tue	2nd.Wed
	Kaminigi	Mon/Thu	1st.Wed	3rd.Wed	Tue	2nd.Wed
	Asahi	Mon/Thu	1st.Wed	3rd.Wed	Tue	2nd.Wed
	Takahara	Mon/Thu	1st.Wed	3rd.Wed	Tue	2nd.Wed
	Obaranaka	Tue/Fri	1st.Wed	3rd.Wed	Mon	4th.Wed
	Obarahigashi	Tue/Fri	1st.Wed	3rd.Wed	Mon	4th.Wed
	Sakae	Tue/Fri	1st.Wed	3rd.Wed	Mon	4th.Wed
	Okusa	Tue/Fri	1st.Wed	3rd.Wed	Mon	4th.Wed
	Joto	Tue/Fri	1st.Wed	3rd.Wed	Mon	4th.Wed
Yahagi	Tue/Fri	1st.Wed	3rd.Wed	Mon	4th.Wed	

Shimoyama Area	Name of Neighborhood Association	Burnable garbage	Metal garbage	Landfill garbage	Plastic containers & packaging	Recyclable resources day	
	Hanayama	Mon/Thu	2nd.Wed	4th.Wed	Tue	1st.Wed	
	Tahirasawa	Mon/Thu	2nd.Wed	4th.Wed	Tue	3rd.Wed	
	Azo	Mon/Thu	2nd.Wed	4th.Wed	Tue	3rd.Wed	
	Habu	Nohara-cho	Mon/Thu	2nd.Wed	4th.Wed	Tue	3rd.Wed
		Habu-cho, Okuwa-cho	Tue/Fri	1st.Wed	3rd.Wed	Mon	4th.Wed
	Onuma	Tue/Fri	1st.Wed	3rd.Wed	Mon	2nd.Wed	
	Wago	Tue/Fri	1st.Wed	3rd.Wed	Mon	4th.Wed	
	Sampa	Tue/Fri	1st.Wed	3rd.Wed	Mon	4th.Wed	

Fujioka Area	Name of Neighborhood Association	Burnable garbage	Metal garbage	Landfill garbage	Plastic containers & packaging	Recyclable resources day
	Fujiokaiino	Tue/Fri	2nd.Wed	4th.Wed	Thu	3rd.Fri
	Fujigen	Tue/Fri	2nd.Wed	4th.Wed	Thu	3rd.Fri
	Ishitobi	Tue/Fri	2nd.Wed	4th.Wed	Thu	3rd.Fri
	Kitaishiki	Tue/Fri	2nd.Wed	4th.Wed	Thu	3rd.Fri
	Hasama-cho	Tue/Fri	2nd.Wed	4th.Wed	Thu	3rd.Fri
	Mitsukuri-cho	Tue/Fri	2nd.Wed	4th.Wed	Thu	3rd.Fri
	Kamikawaguchi-cho	Tue/Fri	2nd.Wed	4th.Wed	Thu	3rd.Fri
	Shimokawaguchi	Tue/Fri	2nd.Wed	4th.Wed	Thu	3rd.Fri
	Kise	Tue/Fri	2nd.Wed	4th.Wed	Thu	3rd.Fri
	Sanga-cho	Tue/Fri	2nd.Wed	4th.Wed	Thu	3rd.Fri
	Oiwa-cho	Tue/Fri	2nd.Wed	4th.Wed	Thu	3rd.Fri
	Shirakawa-cho	Tue/Fri	2nd.Wed	4th.Wed	Thu	3rd.Fri
	Nishiichinono	Tue/Fri	2nd.Wed	4th.Wed	Thu	3rd.Fri
	Ishidatami	Tue/Fri	2nd.Wed	4th.Wed	Thu	3rd.Fri
	Hokusogi-cho	Tue/Fri	2nd.Wed	4th.Wed	Thu	3rd.Fri
	Oridaira-cho	Tue/Fri	2nd.Wed	4th.Wed	Thu	3rd.Fri
	Kamidoai	Tue/Fri	2nd.Wed	4th.Wed	Thu	3rd.Fri
	Fartree	Tue/Fri	2nd.Wed	4th.Wed	Thu	3rd.Fri
	Fukami	Mon/Thu	1st.Wed	3rd.Wed	Fri	2nd.Fri
	Nishinakayama	Mon/Thu	1st.Wed	3rd.Wed	Fri	2nd.Fri
	Toei	Mon/Thu	1st.Wed	3rd.Wed	Fri	2nd.Fri
	Tamodaira	Mon/Thu	1st.Wed	3rd.Wed	Fri	2nd.Fri
	Fujioka New Heights	Mon/Thu	1st.Wed	3rd.Wed	Fri	2nd.Fri
Fujiokamidorigaoka	Mon/Thu	1st.Wed	3rd.Wed	Fri	2nd.Fri	

Regarding the use of local information website of private business to reduce waste.

In Toyota City from February 2021, made a contract of partnership agreement with Jimoty, Inc. to cooperate with the private sector and government work together to reduce waste. With Jimoty local information website, you may search where a free service to find someone who will take furniture, miscellaneous daily necessities, bicycles, and other still usable items that is no longer needed at home. Before you throw it away, why don't you think about it once.



※Jimoty local information website is offering services of traded items between individuals (personal transaction). Before using this service make sure to read precaution notes, terms and condition carefully understand to use it. Toyota City is not responsible for any personal transactions.

Contents of Inquiry	Inquiry	TEL
Regarding request of bulky garbage collection application procedures and confirm collection fees.	Bulky garbage reception center	25-5353
How to separate into resources and garbage, regarding sort out garbage. Regarding recycle station Regarding group collection system Matters related to waste reduction	Recycling Society Promotion Division Togari-cho Daimyojin 39-3	71-3001
Matters related to collection of garbage and human waste Matters related to illegal dumping Regarding the disposal of cat and dog, etc. animal carcasses on the public street. Regarding making a clean city Regarding a light truck lending system for transporting bulky garbage.	Sanitation Services Division Togari-cho Daimyojin 39-3	71-3003
Matters related to direct delivery of Burnable garbage to the Cleaning Center. Regarding sale of compost Regarding damaged garbage	Togari Clean Center (Sanitation Facility Division) Togari-cho Daimyojin 39-3	28-2000
Regarding directly take burnable items to Clean Center	Fujioka Plant Shimokawaguchi-cho Okuyama 516-4	76-2027
Regarding directly take Metal and Landfill garbage items to Processing Plant.	Green Clean Fujinooka Processing Plant Fujioka Iino-cho Okawagahara 1161-89	75-2101
Regarding directly to take the grass clippings & pruned branches to the Toyota City Composting Facility Midori-no Recycle Center. Regarding sale of compost	Toyota City Composting Facility Midori-no Recycle Center Shidare-cho Shimosasasawa 197	43-2080